

江苏如翼医疗科技有限公司

JIANGSU ROOE MEDICAL TECHNOLOGY CO.,LTD.

Add: Room1311,1313, Guotai New World Plaza, No19,

East Renmin Road,Zhangjiagang, Jiangsu, China.

Tel:+86 512 58810663

Whatsapp/Mobile:+ 86-18962287398;15962399164

Email:info@wanrooemed.com

www.wanrooemed.com www.rooemed.com



HOSPITAL BED

JIANGSU ROOE MEDICAL TECHNOLOGY CO.,LTD.

7-Function Electric ICU Nursing Care Bed

BIC801

The comfortable ICU bed is designed for the ICU ward. It helps maintain vital signs and enables patients to be treated safely with minimal staff effort. Medical column motor control system, stable and reliable performance, can achieve heart chair position, electric shock position, CPR position, examination position. A separate removable nurse control panel locks the buttons on the guardrail control panel and foot control panel.



- 1. All functions are controlled by power supply (actuator).
- 2. The bed frame adopts low carbon steel frame and four section perforation process, the maximum weight is at least 250kg.
- 3. Disassembled ABS headboard and footboard, which can be used as CPR board.
- 4. Three control modes and multiple check positions. Set up guardrail manual controller and nurse controller, convenient operation of medical staff, under the bed to add bed pedal operating system is also an excellent design to simplify the operation of nurses.
- 5. Four-piece guardrail can be folded by one key to protect the user from side fall.
- 6. Manual/electric CPR for emergency treatment.
- 7. 6 inch silent casters with central braking system.
- 8. Spare batteries.



The bed has seven functions




Backrest lifting




Leg lifting



Left tilt and right tilt



Trendelenburg tilt



Reverse Trendelenburg tilt



Height adjustment




Heart chair position

Product model	BIC801
Measure(Length x Width)	2130×1050mm
Maximum Height	880mm
Minimum Height	480mm
Backrest max upward angle	0-75° ±10°
Footrest max upward angle	0-18° ±10°
Lateral left tilt	0-17°
Lateral right tilt	0-17°
Trendelenburg	0°~≥12°
Anti-Trendelenburg	0°~≥12°
One button heart chair position	0-90°
Loading Capacity	250kg
Power Supply	220-240 V AC, 50 Hz. (Other voltages are optional)

5 Functions Electric Hospital Patient Bed

BAE508

Five-function electric bed is the most common adjustable hospital bed in the ward, and it is the mainstream product of the current medical bed. The main functions of the 5 function bed are backrest adjustment, leg adjustment, backleg linkage, trende Lenburg, reverse Trende Lenburg position and height adjustment.



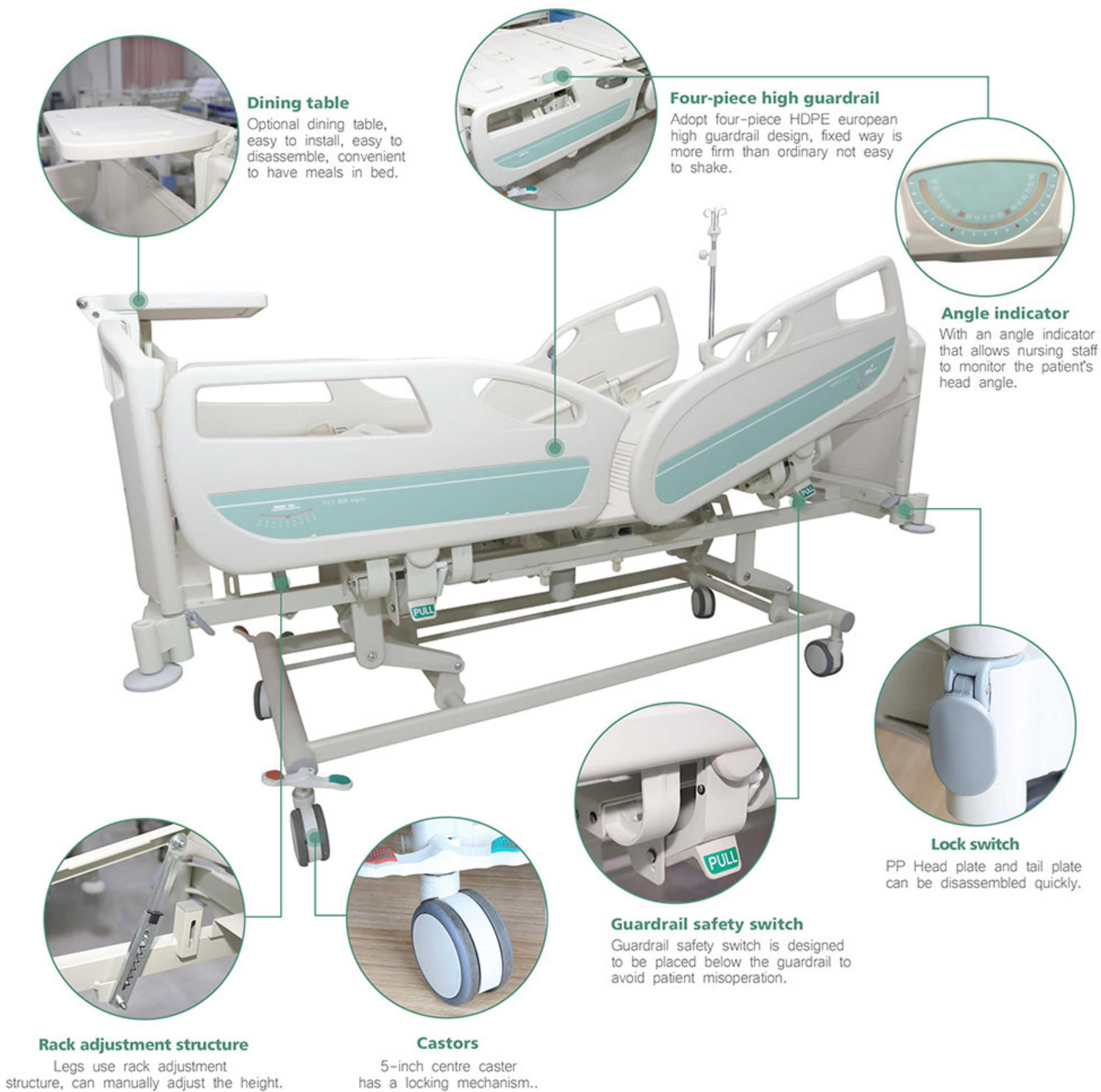
- 1. Bed frame bed surface is solid and stable, supporting a weight of at least 250 kg.
- 2. ABS removable headboard and footboard, which is important during CARD Iopulmonary resuscitation.
- 3. Equipped with electric remote control and guardrail controller.
- 4. Four-piece guardrail, safe and reliable, can be fixed up and down.
Easy to operate guardrail with built-in control panels on both sides. The patient can also perform the HI-LO, back, knee, and auto-chair independently, manually controlled CPR to quickly return the bed board to a horizontal position in an emergency.
- 5. Manual/electric CPR for emergency treatment.
- 6. 5 inch silent casters with central braking system.
- 7. Spare batteries.
- 8. Optional: The built-in scale makes weighing easy, which helps reduce the risks associated with handling the patient manually. Its support, robustness and weight detection system make it a safe and easy to use choice.

	BAE508
Measure(Length x Width)	2130×1050mm
Maximum Height	740mm
Minimum Height	460mm
Backrest max upward angle	0-75° ±10°
Footrest max upward angle	0-45° ±10°
Trebdelenburg	0°~≥12°
Anti-Trebdelenburg	0°~≥12°
One button heart chair position	0-90°
Loading Capacity	250kg
Power Supply	220-240 V AC, 50 Hz. (Other voltages are optional)

3 Functions Electric Hospital Patient Bed

BAE308 PRO

The three-function electric bed is equipped with an electric motor control device, which can raise the head, feet and height of the bed frame at the touch of a button. This adjustable electric bed is perfect for people who need to use a hospital-style bed at home, hospital or nursing home. Fully electric beds are equipped with backrests and foot adjustments that provide a complete, anatomically correct sleeping surface and use motors to move up and down.



We offer a comprehensive range of long-term medical care beds,designed to provide the best environment for your patients and satisfy their various needs, from critical care to home care.



Height adjustment 460-740mm



Backrest max upward angle 0-75°



Footrest max upward angle 0-45°

1. PE plastic molding or cold rolled steel plate punching overall forming surface of the bed plate.
2. Adopt four-piece HDPE european high guardrail design, lengthen and add height, wrap the guardrail head and tail rounded design, provide comfort and safety for patients. Guardrail safety switch is designed to be placed below the guardrail to avoid patient misoperation.
3. ABS headboard and food board with locking device.
4. 5-inch centre caster has a locking mechanism..
5. Legs use rack adjustment structure, can manually adjust the height.
6. Optional dining table, easy to install, easy to disassemble, convenient to have meals in bed.

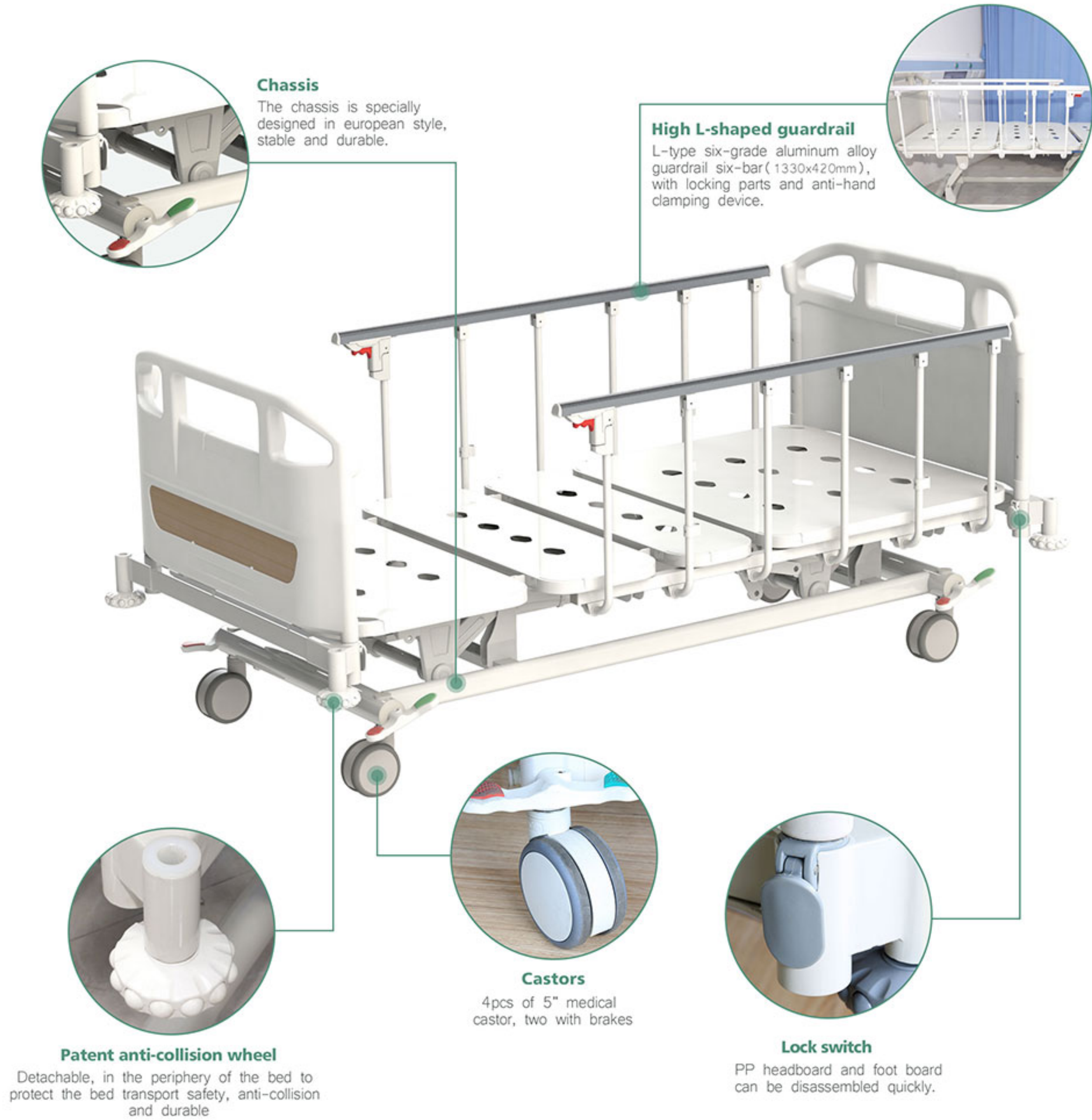


BAE308 PRO	
Length	2130mm
Width	1050mm
Maximum Height	740mm
Minimum Height	460mm
Backrest max upward angle	0-75° ±10°
Footrest max upward angle	0-30° ±10°
Loading Capacity	250kg
Power Supply	220-240 V AC, 50 Hz. (Other voltages are optional)

3 Functions Electric Hospital Patient Bed

BAE308

Three-function electric beds make nursing an easy option. The three-function bed allows users to easily raise and lower the head, feet and bed at the touch of a button. Electric beds are designed to relieve discomfort and improve sleep quality, while also allowing users to move in and out of beds easily. They are extremely common in hospitals and nursing homes because they meet the needs of patients compared to standard beds.



We offer a comprehensive range of long-term medical care beds,designed to provide the best environment for your patients and satisfy their various needs, from critical care to home care.



Height adjustment 460-740mm



Backrest max upward angle 0-75°



Footrest max upward angle 0-45°

- 1. 4 section perforated bed frame made of high strength 1.2mm cold rolled steel. The chassis adopts european design, luxurious and expensive, can accommodate up to 240kg.
- 2. 420mm L-shaped folding guardrail, durable, easy to operate.
- 3. PP headboard and foot board can be disassembled quickly.
- 4. 5-inch central control casters have separate locking system.
- 5. All functions are operated by an ergonomic electric remote control designed for patient comfort.



Manual 3 Crank BAM308:
BAM308 is a three-function hospital bed at an affordable price. Three cranks can be raised and lowered, which can flexibly adjust the patient's back angle, leg angle and the overall height of the bed. This is also one of the hospital beds.

	BAE308
Length	2130mm
Width	1000mm
Maximum Height	740mm
Minimum Height	460mm
Backrest max upward angle	0-75°
Footrest max upward angle	0-45°
Loading Capacity	240kg
Power Supply	220-240 V AC, 50 Hz. (Other voltages are optional)

Manual 3 Crank Hospital Patient Bed

BAM308

BAM308 is a three-function hospital bed at an affordable price. Three cranks can be raised and lowered, which can flexibly adjust the patient's back angle, leg angle the overall height of the bed. With its higher guardrails and head and footboards, it creates a tranquil environment for the patient and promotes recovery.



We offer a comprehensive range of long-term medical care beds, designed to provide the best environment for your patients and satisfy their various needs, from critical care to home care.



Height adjustment 460~740mm Back-rest lifting angle is 75° Knee-rest lifting angle is 45°

1. Using tensile cold rolled steel plate punching molding, maximum bearing capacity up to 240 kg.
2. The manual crank is located at the foot of the bed with 3 separate manual cranks that can be folded up and hidden to prevent injury.
3. Side four-piece guardrail with angle indicator, nursing staff can monitor the patient's head angle through the indicator.
4. L-type six-grade aluminum alloy guardrail is optional, with locking parts and anti-hand clamping device.
5. The design of the head and foot is higher overall, and can be disassembled, with good privacy.
6. 5-inch central control casters with brake.
7. The outline of the bed of whole Europe type style and all sorts of rotating parts, by line fluent curve or curved surface composition.



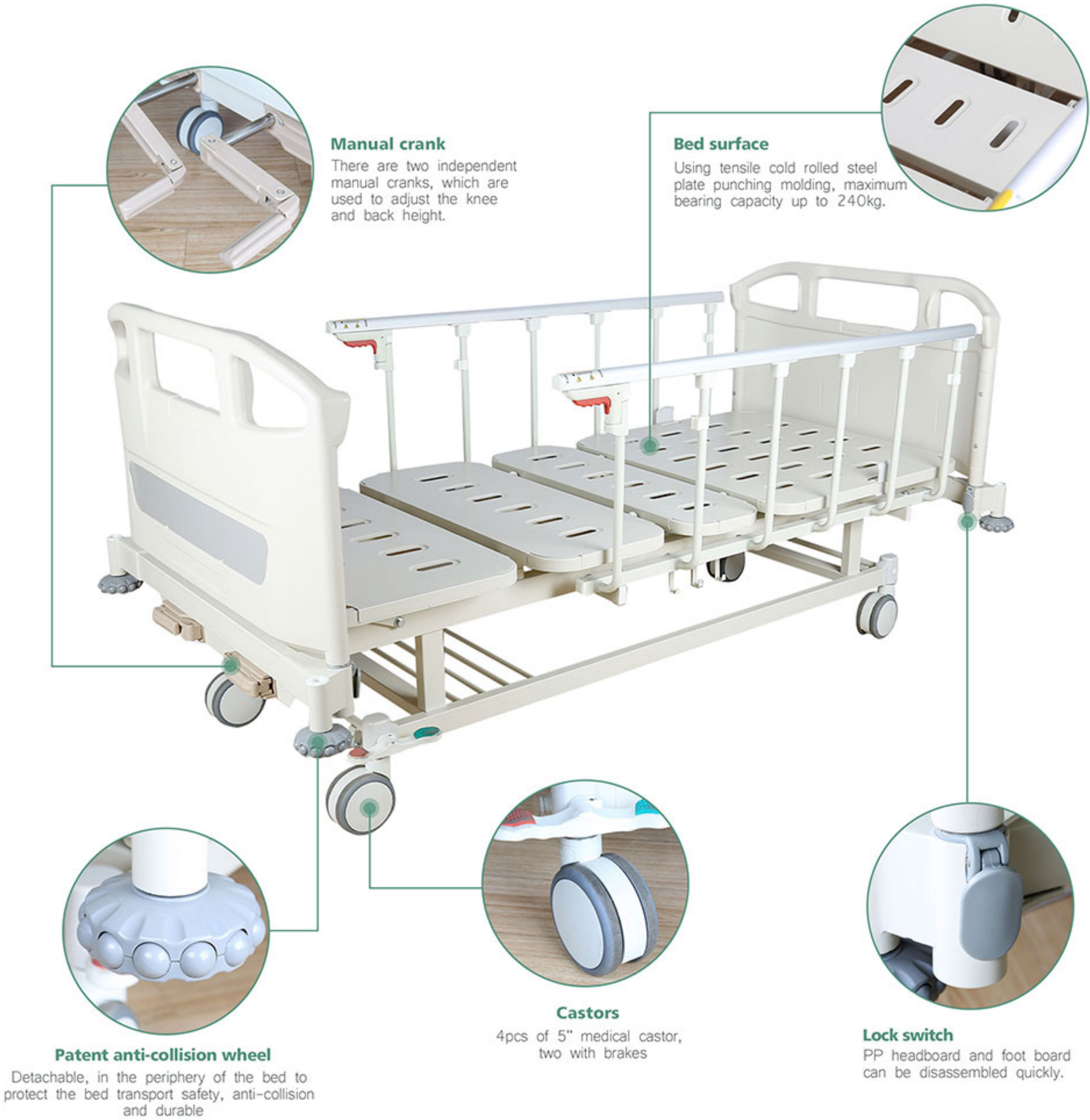
BAM308 plus --Four piece guardrail : Guardrail provides best fall protection. The guardrail can be folded with one key, convenient for patients to get on and off the bed. After being put down, it can be hidden under the bed plate to achieve zero clearance transfer. Guardrail safety switch is designed to be placed below the guardrail to avoid patient misoperation.

	BAM308
Length	2130mm
Width	1000mm
Bed Base Height Range(Minimum x Maximum)	460~740mm
Backrest max upward angle	0-75°
Footrest max upward angle	0-45°
Loading Capacity	250kg

Manual 2 Crank Hospital Patient Bed

BAM204

BAM204 is a two-function hospital bed with two cranks that can be raised or lowered to help flexibly adjust the Angle of the patient's back and legs, with maximum economy. It is convenient for patients to have meals on the back, communicate, read books and entertainment, and also convenient for medical staff to check, care and treatment. It is also a commonly used hospital bed.



We offer a comprehensive range of long-term medical care beds,designed to provide the best environment for your patients and satisfy their various needs, from critical care to home care.



Hospital bed with two cranks



Back-rest lifting angle is 75°



Knee-rest lifting angle is 45°

- 1. Strong and durable frame, maximum load bearing capacity up to 240 kg.
- 2. PP headboard and foot board can be disassembled quickly.
- 3. L-type foldable guardrail, Install firmly, don't shake, easy to install, easy to clean, clamp. Also can choose four pieces folding guardrail.
- 4. The manual crank is located at the foot of the bed. There are two independent manual cranks, which are used to adjust the knee and back height, providing great comfort for patients according to their needs.
- 5. 5 "central control casters with brakes.
- 6. With integrated shelf.



	BAM204
Length	2130mm
Width	930mm
Height	500mm
Backrest max upward angle	0-75°
Footrest max upward angle	0-45°
Loading Capacity	240kg