

23型无线移动护理车

Model 23 Wireless Nursing Trolley



| 型号Model | 规格Specification |
|--------------|-----------------|
| BE-NT-78023A | 780*475*1000mm |
| BE-NT-78023B | 780*475*1000mm |

- 车体主要由塑、铝、钢结构组成;
- 飞燕式ABS注塑模具成型工艺台面, 易清洁;
- 双锁钩防滑出、锁定机构模具成型抽屉, 整体可锁;
- 特大号35L脚踏式污物桶。
- 双柱承重;
- A型为铝合金柱, B型为塑钢柱。

- Mainly made of plastic, aluminum and steel;
- Swallow-flying-style ABS top board, easy to clean;
- Self-locking;
- Dust basket with foot pedal (volume: 35L);
- Two columns;
- A means: aluminum columns, B means: plastic-steel columns.

| 型号Model | 规格Specification |
|---------------|-----------------|
| BE-NT-78023A1 | 780*475*1000mm |
| BE-NT-78023B1 | 780*475*1000mm |

- 车体主要由塑、铝、钢结构组成;
 - 飞燕式ABS注塑模具成型工艺台面, 易清洁;
 - 双锁钩防滑出、锁定机构模具成型抽屉, 整体可锁;
 - 特大号35L脚踏式污物桶。
 - 双柱承重;
 - A型为铝合金柱, B型为塑钢柱。
- Mainly made of plastic, aluminum and steel;
 - Swallow-flying-style ABS top board, easy to clean;
 - Self-locking;
 - Dust basket with foot pedal (volume: 35L);
 - Two columns;
 - A means: aluminum columns, B means: plastic-steel columns.



22型无线移动护理车

Model 22 Wireless Nursing Trolley



| 型号Model | 规格Specification |
|--------------|-----------------|
| BE-NT-60022A | 600*460*1000mm |
| BE-NT-60022B | 600*460*1000mm |

- 车体主要由塑、铝、钢结构组成;
- ABS注塑模具成型工艺台面, 易清洁;
- 双柱承重;
- A型为铝合金柱, B型为塑钢柱。

- Mainly made of plastic, aluminum and steel;
- ABS top board, easy to clean;
- Two columns;
- A means: aluminum columns, B means: plastic-steel columns

21型无线移动护理车

Model 21 Wireless Nursing Trolley



| 型号Model | 规格Specification |
|--------------|-----------------|
| BE-NT-82021B | 820*520*950mm |

- 车体主要由塑、铝、钢结构组成;
- ABS注塑模具成型工艺台面, 易清洁;
- 四柱承重;
- B型为塑钢柱。

- Mainly made of plastic, aluminum and steel;
- ABS top board, easy to clean;
- Four columns;
- B means: plastic-steel columns.

05型子母无线移动护理车

Model 05 Lash Wireless Nursing Trolley

| 型号Model | 规格Specification |
|--------------|-----------------|
| BE-NT-62005A | 650*550*1000mm |

- 车体主要由塑、铝、钢结构构成;
- ABS注塑模具成型工艺台面, 易清洁;
- 四柱承重;
- 铝合金柱。

- Mainly made of plastic, aluminum and steel;
- ABS top board, easy to clean;
- Four columns;
- Aluminum columns.



31型无线移动护理车

Model 31 Wireless Nursing Trolley



| 型号Model | 规格Specification |
|----------------|-----------------|
| BE-NT-87031A/B | 870*520*950mm |
| BE-NT-72031A/B | 720*470*920mm |

- 车体主要由塑、铝、钢结构组成
- ABS注塑模具成型工艺台面, 易清洁;
- 四柱承重;
- A型为铝合金柱, B型为塑钢柱。

- Mainly made of plastic, aluminum and steel;
- ABS top board, easy to clean;
- Four columns;
- A means: aluminum columns, B means: plastic-steel columns.

01型无线移动护理车

Model 01 Wireless Nursing Trolley

| 型号Model | 规格Specification |
|---------------|-----------------|
| BE-NT-85001A1 | 850*520*1020mm |

- 车体主要由塑、铝、钢结构构成;
- ABS注塑模具成型工艺台面, 易清洁;
- 四柱承重;
- 铝合金柱。

- Mainly made of plastic, aluminum and steel;
- ABS top board, easy to clean;
- Four columns;
- Aluminum columns.



移动查房车

MEDICAL WORKSTATION TROLLEY



| 型号Model | 规格Specification |
|---------------|----------------------|
| BE-WT-53061A1 | 530*480*(830~1080)mm |
| BE-WT-53061B1 | 530*480*(830~1080)mm |

外观尺寸(Overall Dimensions):650*690*1080mm

- 台面为ABS工程塑料整体成型。
- 台面可升降。
- 可放置电脑鼠标和键盘;
- 主机内置, 低功耗, 直流型电源。
- 12V-18.5V锂电, 续航时间长, 确保使用安全, 同时电源上置, 便于安全使用和管理;
- 2个中置物料抽屉。
- 蝴蝶型底盘, 推行更加稳定。
- Tabletop is made of ABS material by use of one-time-molding techniques;
- Height of tabletop adjustable;
- With space for mouse,keyboard;
- Host computer is built in, low power loss, D.C. stabilized source;
- Lithium battery are 12V-18.5V, high power and safe. The same time, to be safe use and manage it, the power source is upon;
- Two Drawers;
- Fan-shaped chassis, walk more steady.

| 型号Model | 规格Specification |
|---------------|----------------------|
| BE-WT-53061A3 | 530*480*(830~1080)mm |
| BE-WT-53061B3 | 530*480*(830~1080)mm |

外观尺寸(Overall Dimensions):650*690*1080mm

- 台面为ABS工程塑料整体成型。
- 台面可升降。
- 可放置电脑鼠标和键盘;
- 主机内置, 低功耗, 直流型电源。
- 12V-18.5V锂电, 续航时间长, 确保使用安全, 同时电源上置, 便于安全使用和管理;
- 笔记本可隐藏, 使用时能实现防盗。
- 蝴蝶型底盘, 推行更加稳定。
- Tabletop is made of ABS material by use of one-time-molding techniques;
- Height of tabletop adjustable;
- With space for mouse,keyboard;
- Host computer is built in, low power loss,D.C. stabilized source;
- Lithium battery are 12V-18.5V, high power and safe. The same time, to be safe use and manage it, the power source is upon;
- Notebook or desktop computer put on the trolley can be locked up preventing from steal;
- Fan-shaped chassis,walk more steady.

内置笔记本电脑 Notebook Computer Can Be Hided



移动查房车

MEDICAL WORKSTATION TROLLEY



| 型号Model | 规格Specification |
|---------------|----------------------|
| BE-WT-53061A2 | 530*480*(830~1080)mm |
| BE-WT-53061B2 | 530*480*(830~1080)mm |

外观尺寸(Overall Dimensions):650*690*1080mm

- 台面为ABS工程塑料整体成型。
- 台面可升降。
- 可放置电脑鼠标和键盘;
- 主机内置,低功耗,直流型电源。
- 12V-18.5V锂电,续航时间长,确保使用安全,同时电源上置,便于安全使用和管理;
- 蝴蝶型底盘,推行更加稳定。

- Tabletop is made of ABS material by use of one-time-molding techniques;
- Height of tabletop adjustable;
- With space for mouse,keyboard;
- Host computer is built in, low power loss, D.C. stabilized source;
- Lithium battery are 12V-18.5V, high power and safe.The same time, to be safe use and manage it, the power source is upon;
- Fan-shaped chassis,walk more steady.

| 型号Model | 规格Specification |
|---------------|----------------------|
| BE-WT-53061A8 | 530*480*(830~1080)mm |
| BE-WT-53061B8 | 530*480*(830~1080)mm |

外观尺寸(Overall Dimensions):650*690*1080mm



| 型号Model | 规格Specification |
|---------------|----------------------|
| BE-WT-53061A5 | 530*480*(830~1080)mm |
| BE-WT-53061B5 | 530*480*(830~1080)mm |

外观尺寸(Overall Dimensions):650*690*1080mm

- 台面为ABS工程塑料整体成型。
- 台面可升降。
- 可放置电脑鼠标和键盘;
- 主机内置,低功耗,直流型电源。
- 12V-18.5V锂电,续航时间长,确保使用安全,同时电源上置,便于安全使用和管理;
- 蝴蝶型底盘,推行更加稳定。

- Tabletop is made of ABS material by use of one-time-molding techniques;
- Height of tabletop adjustable;
- With space for mouse,keyboard;
- Host computer is built in, low power loss, D.C. stabilized source;
- Lithium battery are 12V-18.5V, high power and safe. The same time, to be safe use and manage it, the power source is upon;
- Fan-shaped chassis,walk more steady.

01型急救车

Model 01 Emergency Trolley

- 车体主要由塑、铝、钢结构组成;
- ABS注塑模具成型工艺台面, 易清洁;
- 台面采用正反双面板无缝拼接工艺;
- ABS抽屉带铝合金抽屉框, 易取放;
- 四柱承重;
- A型为铝合金柱, B型为塑钢柱。
- 台面车体尺寸: 850*520*950mm
- 外形尺寸: 1370*720*1030mm/1655mm
- 包装尺寸: 880*570*990mm
- 包装方式: 纸箱
- 产品毛重: 74kgs
- Mainly made of plastic, aluminum and steel;
- ABS top board, easy to clean;
- Top and bottom are double-ply ABS boards;
- ABS drawer with aluminum alloy frame and removable tray;
- Four columns;
- A means: aluminum columns, B means: plastic-steel columns.
- From caster to top board: 850*520*950mm
- Overall Dimensions: 1370*720*1030mm/1655mm
- Package Dimensions: 880*570*990mm
- Package: Carton
- Gross Weight: 74kgs



| 型号Model | 规格Specification |
|------------|-----------------|
| BET-85001A | 850*520*950mm |
| BET-85001B | 850*520*950mm |



可选配置(optional accessories):

- 1、一次性锁 (Disposable Lock)
- 2、不锈钢贴面(Stainless Steel Plate)
- 3、置物盒(Storage Box)
- 4、脚踏式污物桶(Dust Basket with Foot Pedal)
- 5、可吸入工作台(Suction Pump Shelf)
- 6、大网篮可放4L锐器盒(Big utility basket can load 4L needle disposal holder)

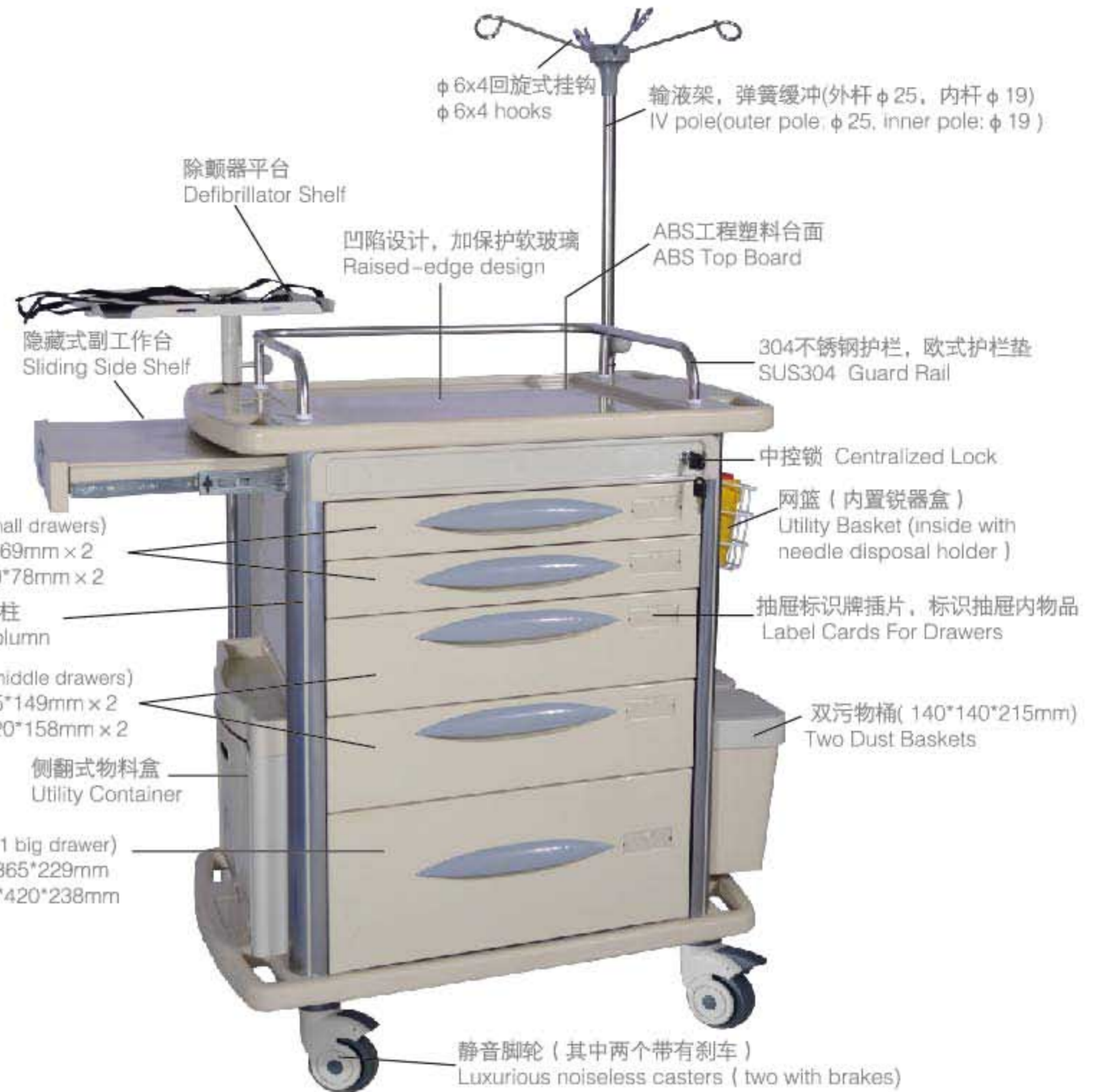
※ 可选配置非基本配置, 须用户提出方可安装, 并另行计价
Optional accessories will be extra charged



31型急救车

Model 31 Emergency Trolley

- 车体主要由塑、铝、钢结构组成;
- ABS注塑模具成型工艺台面, 易清洁;
- 台面采用正反双面板无缝拼接工艺;
- ABS抽屉带铝合金抽屉框, 易取放;
- 四柱承重;
- A型为铝合金柱, B型为塑钢柱。
- 台面车体尺寸: 870*520*1030mm
- 外形尺寸: 1390*720*1110mm/1655mm
- 包装尺寸: 880*570*1070mm
- 包装方式: 纸箱
- 产品毛重: 74kgs
- Mainly made of plastic, aluminum and steel;
- ABS top board, easy to clean;
- Top and bottom are double-ply ABS boards;
- ABS drawer with aluminum alloy frame and removable tray;
- Four columns;
- A means: aluminum columns, B means: plastic-steel columns.
- From caster to top board: 870*520*950mm
- Overall Dimensions: 1390*720*1030mm/1655mm
- Package Dimensions: 880*570*990mm
- Package: Carton
- Gross Weight: 74kgs



| 型号Model | 规格Specification |
|------------------------|-----------------|
| BET-87031A-LT/PK/OR/SG | 870*520*1030mm |
| BET-87031B-LT/PK/OR/SG | 870*520*1030mm |

可选配置(optional accessories):

- 1、一次性锁 (Disposable Lock)
- 2、不锈钢贴面(Stainless Steel Plate)
- 3、置物盒(Storage Box)
- 4、脚踏式污物桶(Dust Basket with Foot Pedal)
- 5、可吸入工作台(Suction Pump Shelf)
- 6、大网篮可放4L锐器盒(Big utility basket can load 4L needle disposal holder)

※ 可选配置非基本配置, 须用户提出方可安装, 并另行计价
Optional accessories will be extra charged



23型急救车

Model 23 Emergency Trolley

- 车体主要由塑、铝、钢结构组成;
- 飞燕式整体ABS注塑模具成型工艺台面, 易清洁;
- 双锁钩防滑出、锁定机构模具成型抽屉, 整体可锁;
- 特大号35L脚踏式污物桶;
- 双柱承重;
- A型为铝合金柱, B型为塑钢柱。
- 台面车体尺寸: 780*475*1000mm
- 外形尺寸: 1370*720*1080mm/1655mm
- 包装尺寸: 880*570*1070mm
- 包装方式: 纸箱
- 产品毛重: 71kgs
- Mainly made of plastic, aluminum and steel;
- Swallow-flying-style ABS top board;
- Self-locking;
- Dust basket with foot pedal(volume:35L);
- Two columns;
- A means:aluminum columns,
B means:plastic-steel columns.
- From caster to top board:780*475*920mm
- Overall Dimensions:1370*720*1030mm/1655mm
- Package Dimensions: 880*570*990mm
- Package: Carton
- Gross Weight:71kgs

| 型号Model | 规格Specification |
|------------|-----------------|
| BET-78023A | 780*475*1000mm |
| BET-78023B | 780*475*1000mm |



可选配置(optional accessories)::

- 1、方形垃圾桶(Square Dust Basket)
- 2、不锈钢贴面(Stainless Steel Plate)
- 3、大网篮可放4L锐器盒(Big utility basket can load 4L needle disposal holder)

※ 可选配置非基本配置, 须用户提出方可安装, 并另行计价
Optional accessories will be extra charged



01型急救车

Model 01 Emergency Trolley


- 车体主要由塑、铝、钢结构组成;
- ABS注塑模具成型工艺台面, 易清洁;
- 四柱承重;
- A型为铝合金柱, B型为塑钢柱。
- Mainly made of plastic, aluminum and steel;
- ABS top board, easy to clean;
- Four columns;
- A means: aluminum columns, B means: plastic-steel columns.

| 型号Model | 规格Specification |
|--------------|-----------------|
| BET-80001A/B | 800*480*920mm |
| BET-75001A/B | 750*475*920mm |

可选配置(optional accessories):

- 1、一次性锁 (Disposable Lock)
- 2、不锈钢贴面(Stainless Steel Plate)
- 3、置物盒(Storage Box)
- 4、脚踏式污物桶(Dust Basket with Foot Pedal)
- 5、可吸入工作台(Suction Pump Shelf)
- 6、大网篮可放4L锐器盒(Big utility basket can load 4L needle disposal holder)

※ 可选配置非基本配置, 须用户提出方可安装, 并另行计价
Optional accessories will be extra charged



01型急救车

Model 01 Emergency Trolley



- 车体主要由塑、铝、钢结构组成;
- ABS注塑模具成型工艺台面, 易清洁;
- 台面采用正反双面板无缝拼接工艺;
- ABS抽屉带铝合金抽屉框, 易取放;
- 四柱承重;
- E型为铝合金柱, F型为塑钢柱。
- Mainly made of plastic, aluminum and steel;
- ABS top board, easy to clean;
- Top and bottom are double-ply ABS boards;
- ABS drawer with aluminum alloy frame and removable tray ;
- Four columns;
- E means: aluminum columns, F means: plastic-steel columns.

| 型号Model | 规格Specification |
|------------|-----------------|
| BET-85001E | 850*520*950mm |
| BET-85001F | 850*520*950mm |

- 可选配置(optional accessories):
- 1、一次性锁 (Disposable Lock)
 - 2、不锈钢贴面(Stainless Steel Plate)
 - 3、置物盒(Storage Box)
 - 4、脚踏式污物桶(Dust Basket with Foot Pedal)
 - 5、可吸入工作台(Suction Pump Shelf)
 - 6、大网篮可放4L锐器盒(Big utility basket can load 4L needle disposal holder)
- ※ 可选配置非基本配置, 须用户提出方可安装, 并另行计价
Optional accessories will be extra charged

31型急救车

Model 31 Emergency Trolley

- 车体主要由塑、铝、钢结构组成;
- ABS注塑模具成型工艺台面, 易清洁;
- 台面采用正反双面板无缝拼接工艺;
- ABS抽屉带铝合金抽屉框, 易取放;
- 四柱承重;
- E型为铝合金柱, F型为塑钢柱;
- 可选颜色粉色、桔红色、绿色。
- Mainly made of plastic, aluminum and steel;
- ABS top board, easy to clean;
- Top and bottom are double-ply ABS boards;
- ABS drawer with aluminum alloy frame and removable tray ;
- Four columns;
- E means: aluminum columns, F means: plastic-steel columns.
- Pink, orange red, shallow green can be optional.

| 型号Model | 规格Specification |
|------------------------|-----------------|
| BET-87031E-LT/PK/OR/SG | 870*520*1030mm |
| BET-87031F-LT/PK/OR/SG | 870*520*1030mm |

可选配置(optional accessories):

- 1、一次性锁 (Disposable Lock)
- 2、不锈钢贴面(Stainless Steel Plate)
- 3、置物盒(Storage Box)
- 4、脚踏式污物桶(Dust Basket with Foot Pedal)
- 5、可吸入工作台(Suction Pump Shelf)
- 6、中网篮可放2L锐器盒(Middle utility basket can load 2L needle disposal holder)

※ 可选配置非基本配置, 须用户提出方可安装, 并另行计价
Optional accessories will be extra charged



01型急救车

Model 01 Emergency Trolley

- 车体主要由塑、铝、钢结构组成;
- ABS注塑模具成型工艺台面, 易清洁;
- 四柱承重;
- E型为铝合金柱, F型为塑钢柱。

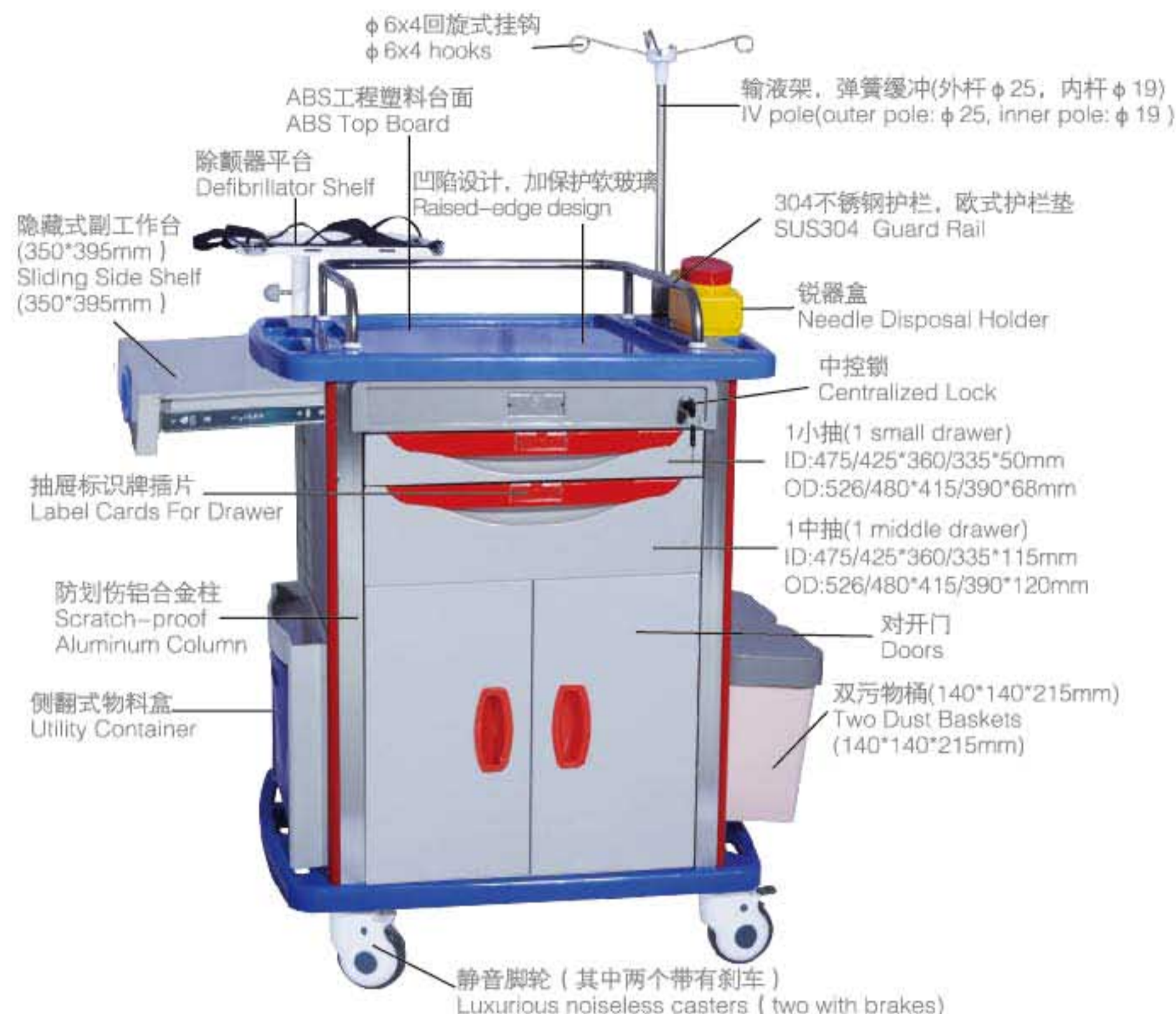
| 型号Model | 规格Specification |
|--------------|-----------------|
| BET-80001E/F | 800*495*920mm |
| BET-75001E/F | 750*475*920mm |

- Mainly made of plastic, aluminum and steel;
- ABS top board, easy to clean;
- Four columns;
- E means: aluminum columns, F means: plastic-steel columns.

可选配置(optional accessories):

- 1、一次性锁 (Disposable Lock)
- 2、不锈钢贴面(Stainless Steel Plate)
- 3、置物盒(Storage Box)
- 4、脚踏式污物桶(Dust Basket with Foot Pedal)
- 5、可吸入工作台(Suction Pump Shelf)
- 6、大网篮可放4L锐器盒(Big utility basket can load 4L needle disposal holder)

* 可选配置非基本配置, 须用户提出方可安装, 并另行计价
Optional accessories will be extra charged



22型急救车

Model 22 Emergency Trolley



| 型号Model | 规格Specification |
|---------------|-----------------|
| BET-60022A-TE | 600*460*1000mm |
| BET-60022B-TE | 600*460*1000mm |

- 车体主要由塑、铝、钢结构组成;
- ABS注塑模具成型工艺台面, 易清洁;
- 双柱承重, 粉色可选;
- A型为铝合金柱, B型为塑钢柱。

- Mainly made of plastic, aluminum and steel;
- ABS top board, easy to clean;
- Two columns, pink(optional);
- A means: aluminum columns, B means: plastic-steel columns.

21型急救车

Model 21 Emergency Trolley

| 型号Model | 规格Specification |
|------------|-----------------|
| BET-82021B | 820*520*950mm |

- 车体主要由塑、铝、钢结构组成;
- ABS注塑模具成型工艺台面, 易清洁;
- 四柱承重;
- B型为塑钢柱。

- Mainly made of plastic, aluminum and steel;
- ABS top board, easy to clean;
- Four columns;
- B means: plastic-steel columns.

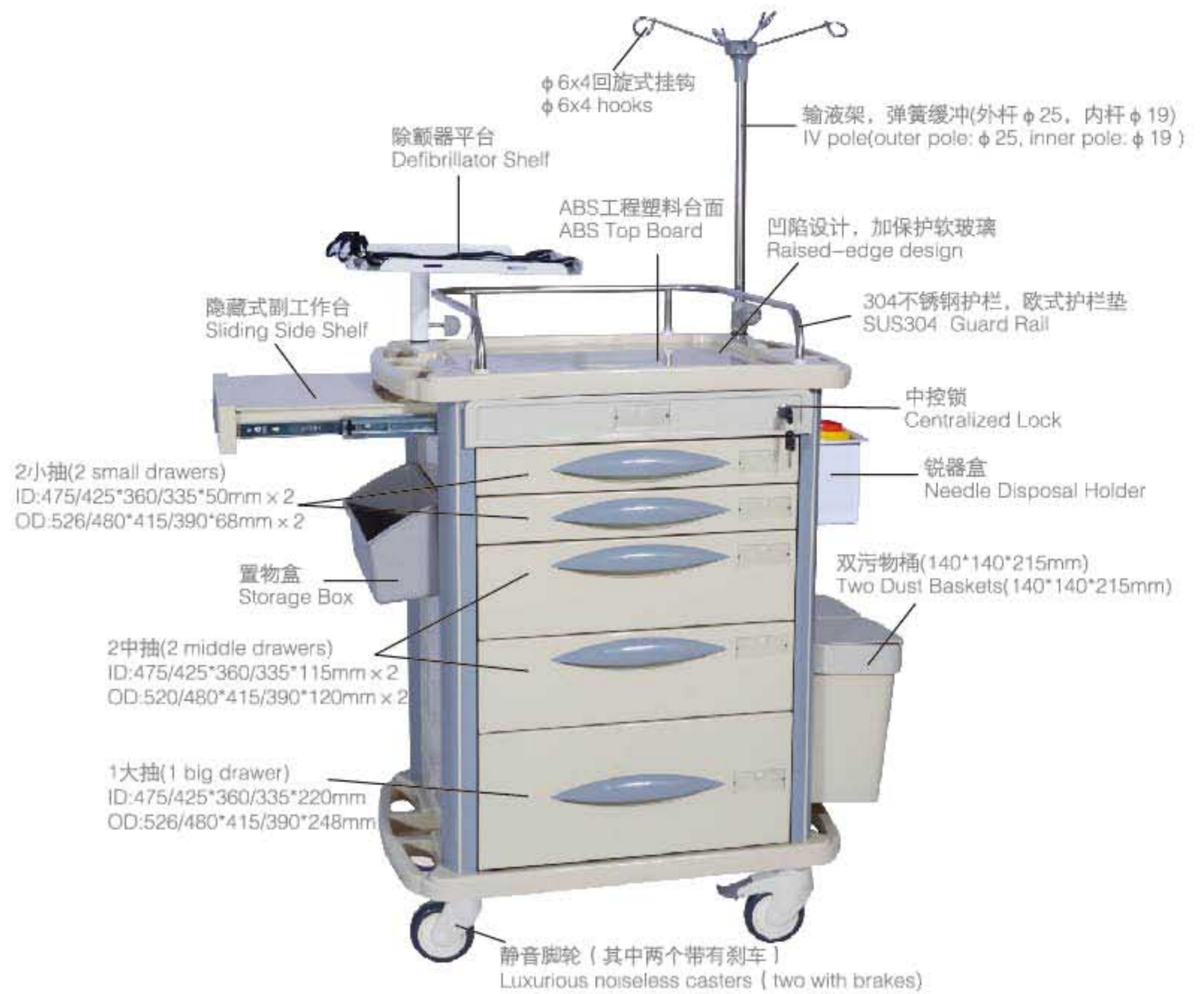


31型急救车

Model 31 Emergency Trolley

| 型号Model | 规格Specification |
|------------------------|-----------------|
| BET-79031A-LT/PK/OR/SG | 790*480*920mm |
| BET-79031B-LT/PK/OR/SG | 790*480*920mm |
| BET-72031A-LT/PK/OR/SG | 720*470*920mm |
| BET-72031B-LT/PK/OR/SG | 720*470*920mm |

- 车体主要由塑、铝、钢结构组成
- ABS注塑模具成型工艺台面，易清洁
- 四柱承重。
- A型为铝合金柱，B型为塑钢柱。
- Mainly made of plastic, aluminum and steel;
- ABS top board, easy to clean;
- Four columns;
- A means: aluminum columns,
B means: plastic-steel columns.



可选配置(optional accessories):

- 1、一次性锁 (Disposable Lock)
- 2、不锈钢贴面(Stainless Steel Plate)
- 3、置物盒(Storage Box)
- 4、脚踏式污物桶(Dust Basket with Foot Pedal)
- 5、可吸入工作台(Suction Pump Shelf)
- 6、中网篮可放2L锐器盒(Middle utility basket can load 2L needle disposal holder)

※ 可选配置非基本配置，须用户提出方可安装，并另行计价
Optional accessories will be extra charged

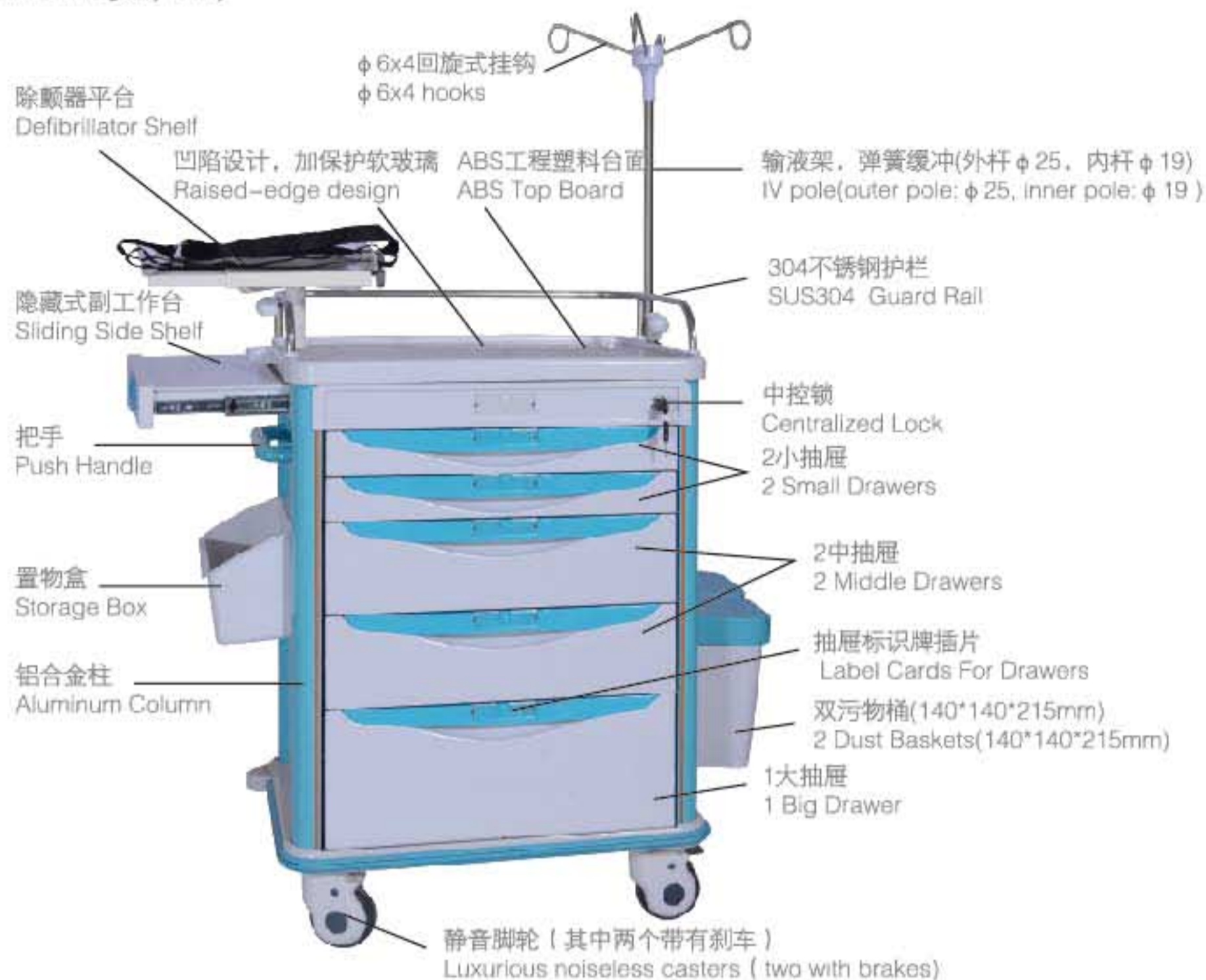


| 型号Model | 规格Specification |
|------------------------|-----------------|
| BET-79031E-LT/PK/OR/SG | 790*480*920mm |
| BET-79031F-LT/PK/OR/SG | 790*480*920mm |
| BET-72031E-LT/PK/OR/SG | 720*470*920mm |
| BET-72031F-LT/PK/OR/SG | 720*470*920mm |

- 车体主要由塑、铝、钢结构组成；
- ABS注塑模具成型工艺台面，易清洁；
- 四柱承重；
- E型为铝合金柱，F型为塑钢柱。
- 可选颜色粉色、桔红色、绿色。
- Mainly made of plastic, aluminum and steel;
- ABS top board, easy to clean;
- Four columns;
- E means: aluminum columns,
F means: plastic-steel columns.
- Pink,orange red,shallow green can be optional.

82型急救车

Model 82 Emergency Trolley

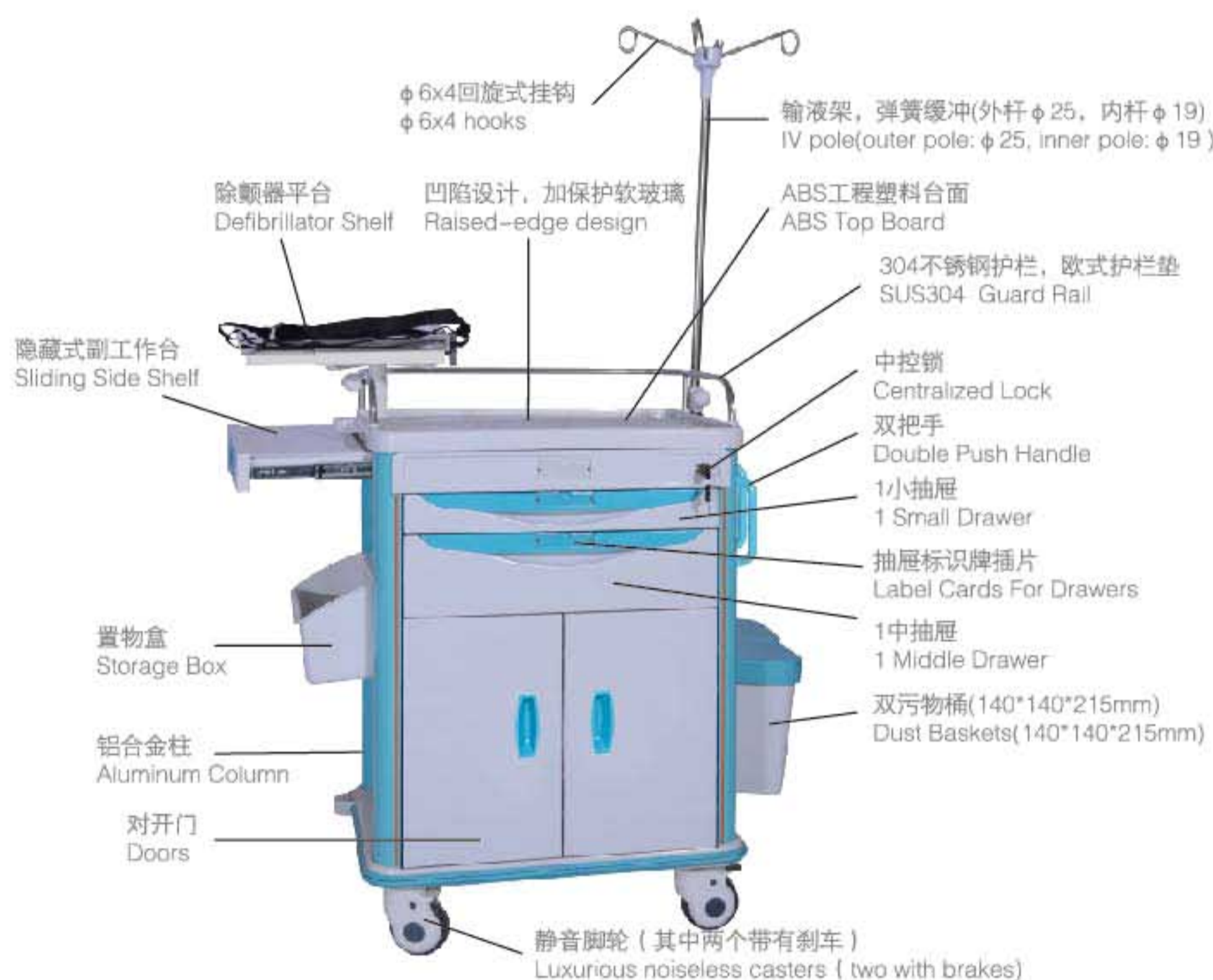


| 型号Model | 规格Specification |
|------------|-----------------|
| BET-62582E | 625*475*920mm |
| BET-62582F | 625*475*920mm |
| BET-67382E | 673*480*920mm |
| BET-67382F | 673*480*920mm |

- 车体主要由塑、铝、钢结构组成。
- ABS注塑模具成型工艺台面，易清洁。
- 四柱承重。
- E型为铝合金柱，F型为塑钢柱。
- Mainly made of plastic, aluminum and steel;
- ABS top board, easy to clean;
- Four columns;
- E means: aluminum columns, F means: plastic-steel columns.

| 型号Model | 规格Specification |
|------------|-----------------|
| BET-62582A | 625*475*920mm |
| BET-62582B | 625*475*920mm |
| BET-67382A | 673*480*920mm |
| BET-67382B | 673*480*920mm |

- 车体主要由塑、铝、钢结构组成。
- ABS注塑模具成型工艺台面，易清洁。
- 四柱承重。
- A型为铝合金柱，B型为塑钢柱。
- Mainly made of plastic, aluminum and steel;
- ABS top board, easy to clean;
- Four columns;
- A means: aluminum columns, B means: plastic-steel columns.



13型急救车

Model 13 Emergency Trolley



| 型号Model | 规格Specification |
|------------|-----------------|
| BET-62813A | 628*475*920mm |
| BET-62813B | 628*475*920mm |
| BET-67813A | 678*480*920mm |
| BET-67813B | 678*480*920mm |

- 车体主要由塑、铝、钢结构组成。
- ABS注塑模具成型工艺台面，易清洁。
- 双柱承重。
- A型为铝合金柱，B型为塑钢柱。
- Mainly made of plastic, aluminum and steel;
- ABS top board, easy to clean;
- Two columns;
- A means: aluminum columns, B means: plastic-steel columns.

急救科、护理部用品

02型急救车

Model 02 Emergency Trolley

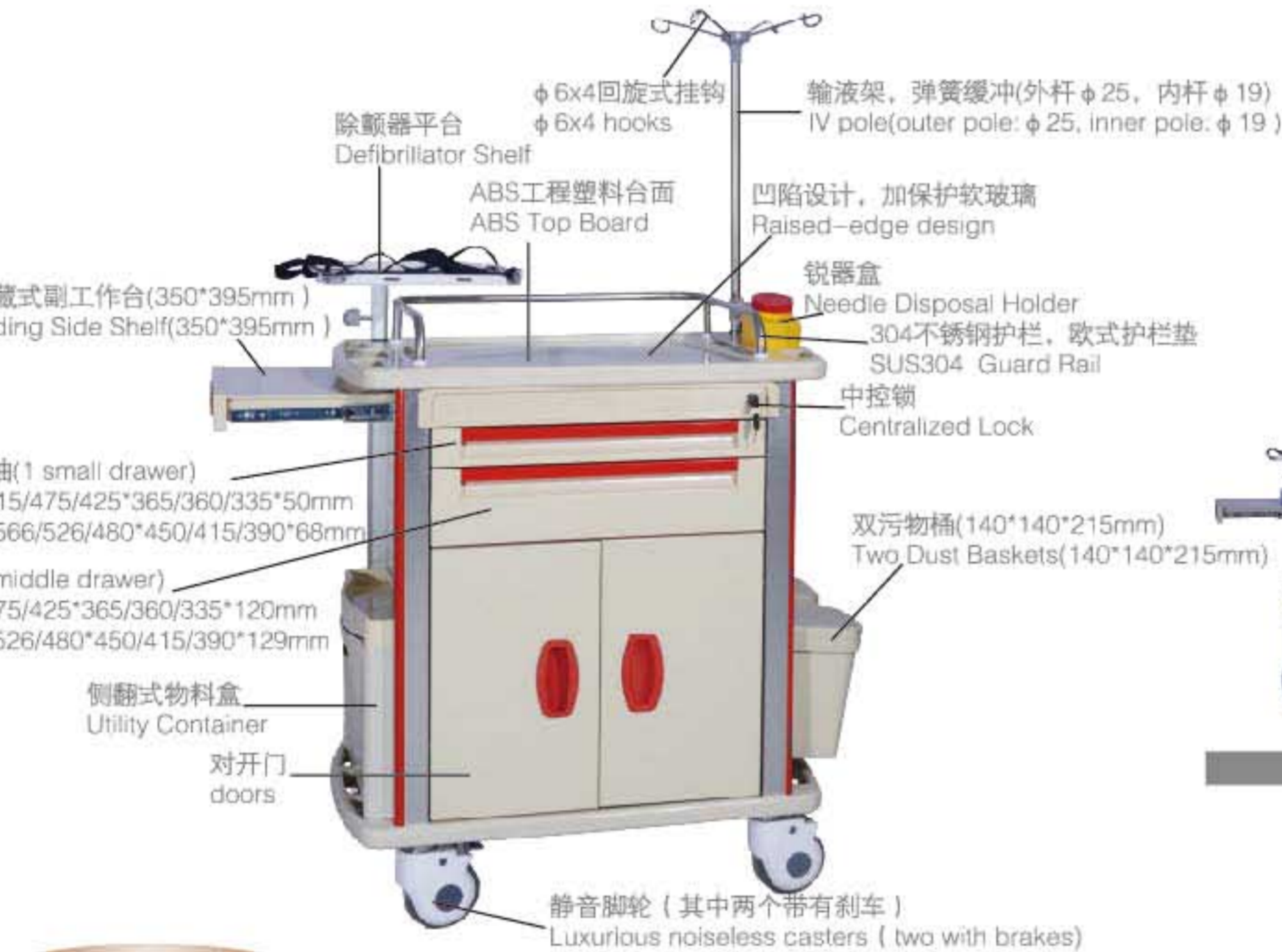
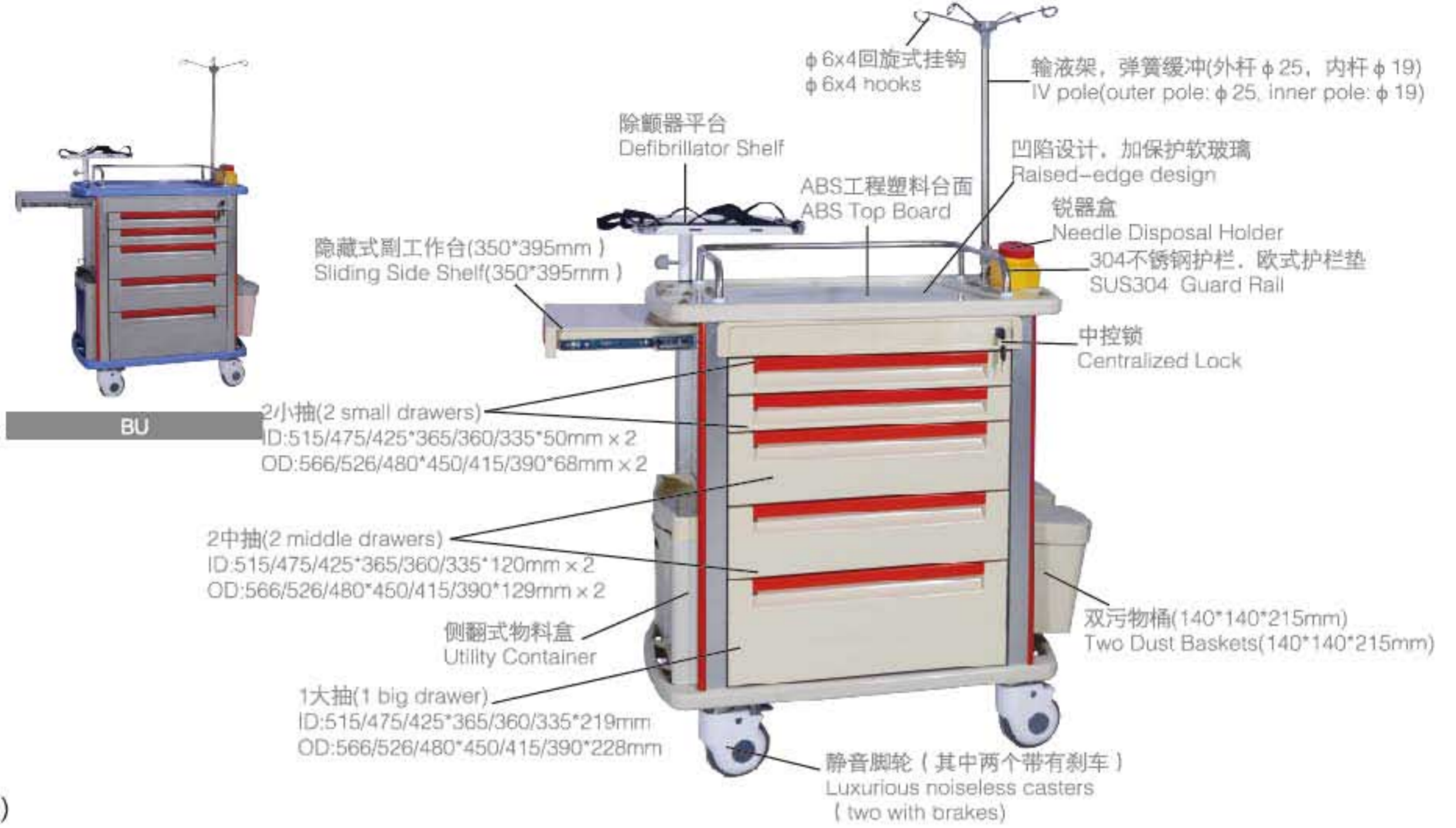
| 型号Model | 规格Specification |
|------------------|-----------------|
| BET-85002A-LT/BU | 850*520*950mm |
| BET-85002B-LT/BU | 850*520*950mm |
| BET-80002A-LT/BU | 800*495*920mm |
| BET-80002B-LT/BU | 800*495*920mm |
| BET-75002A-LT/BU | 750*475*920mm |
| BET-75002B-LT/BU | 750*475*920mm |

- 车体主要由塑、铝、钢结构组成;
- ABS注塑模具成型工艺台面, 易清洁;
- 四柱承重;
- A型为铝合金柱, B型为塑钢柱。
- Mainly made of plastic, aluminum and steel;
- ABS top board, easy to clean;
- Four columns;
- A means: aluminum columns,
B means: plastic-steel columns.

可选配置(optional accessories):

- 1、一次性锁 (Disposable Lock)
- 2、不锈钢贴面(Stainless Steel Plate)
- 3、置物盒(Storage Box)
- 4、脚踏式污物桶(Dust Basket with Foot Pedal)
- 5、可吸入工作台(Suction Pump Shelf)
- 6、大网篮可放4L锐器盒(Big utility basket can load 4L needle disposal holder)

* 可选配置非基本配置, 须用户提出方可安装, 并另行计价
Optional accessories will be extra charged



| 型号Model | 规格Specification |
|------------------|-----------------|
| BET-85002E-LT/BU | 850*520*950mm |
| BET-85002F-LT/BU | 850*520*950mm |
| BET-80002E-LT/BU | 800*495*920mm |
| BET-80002F-LT/BU | 800*495*920mm |
| BET-75002E-LT/BU | 750*475*920mm |
| BET-75002F-LT/BU | 750*475*920mm |

- 车体主要由塑、铝、钢结构组成;
- ABS注塑模具成型工艺台面, 易清洁;
- 四柱承重;
- E型为铝合金柱, F型为塑钢柱。
- Mainly made of plastic, aluminum and steel;
- ABS top board, easy to clean;
- Four columns;
- E means: aluminum columns,
F means: plastic-steel columns.

03型急救车

Model 03 Emergency Trolley

| 型号Model | 规格Specification |
|--------------|-----------------|
| BET-87003A/B | 870*520*1030mm |
| BET-79003A/B | 790*480*920mm |

- 车体主要由塑、铝、钢结构组成;
- ABS注塑模具成型工艺台面, 易清洁;
- 双柱承重;
- A型为铝合金柱, B型为塑钢柱。
- Mainly made of plastic, aluminum and steel;
- ABS top board, easy to clean;
- Two columns;
- A means: aluminum columns, B means: plastic-steel columns.

可选配置(Optional accessories):

- 1、一次性锁 (Disposable Lock)
- 2、不锈钢贴面(Stainless Steel Plate)
- 3、脚踏式污物桶(Dust Basket with Foot Pedal)
- 4、方形污物桶(Square Dust Basket)
- 5、大网篮可放4L锐器盒
(Big utility basket can load 4L needle disposal holder)

* 可选配置非基本配置, 须用户提出方可安装, 并另行计价
Optional accessories will be extra charged



05型急救车

Model 05 Emergency Trolley

| 型号Model | 规格Specification |
|------------|-----------------|
| BET-62005A | 650*550*1000mm |

- 车体主要由塑、铝、钢结构组成;
 - ABS注塑模具成型工艺台面, 易清洁;
 - 四柱承重;
 - A型为铝合金柱。
- Mainly made of plastic, aluminum and steel;
 - ABS top board, easy to clean;
 - Four columns;
 - A means: aluminum columns.



16型急救车

Model 16 Emergency Trolley

| 型号Model | 规格Specification |
|--------------|-----------------|
| BET-67516A/B | 675*475*920mm |
| BET-74616A/B | 746*526*950mm |

- 车体主要由塑、铝、钢结构组成;
 - ABS注塑模具成型工艺台面, 易清洁;
 - 四柱承重;
 - A型为铝合金柱, B型为塑钢柱。
- Mainly made of plastic, aluminum and steel;
 - ABS top board, easy to clean;
 - Four columns;
 - A means: aluminum columns, B means: plastic-steel columns.

可选配置(Optional accessories):

- 1、一次性锁 (Disposable Lock)
- 2、不锈钢贴面(Stainless Steel Plate)
- 3、置物盒(Storage Box)
- 4、脚踏式污物桶(Dust Basket with Foot Pedal)
- 5、双副工作台(Double sliding side shelf)
- 6、大网篮可放4L锐器盒(Big utility basket can load 4L needle disposal holder)

※ 可选配置非基本配置, 须用户提出方可安装, 并另行计价
Optional accessories will be extra charged



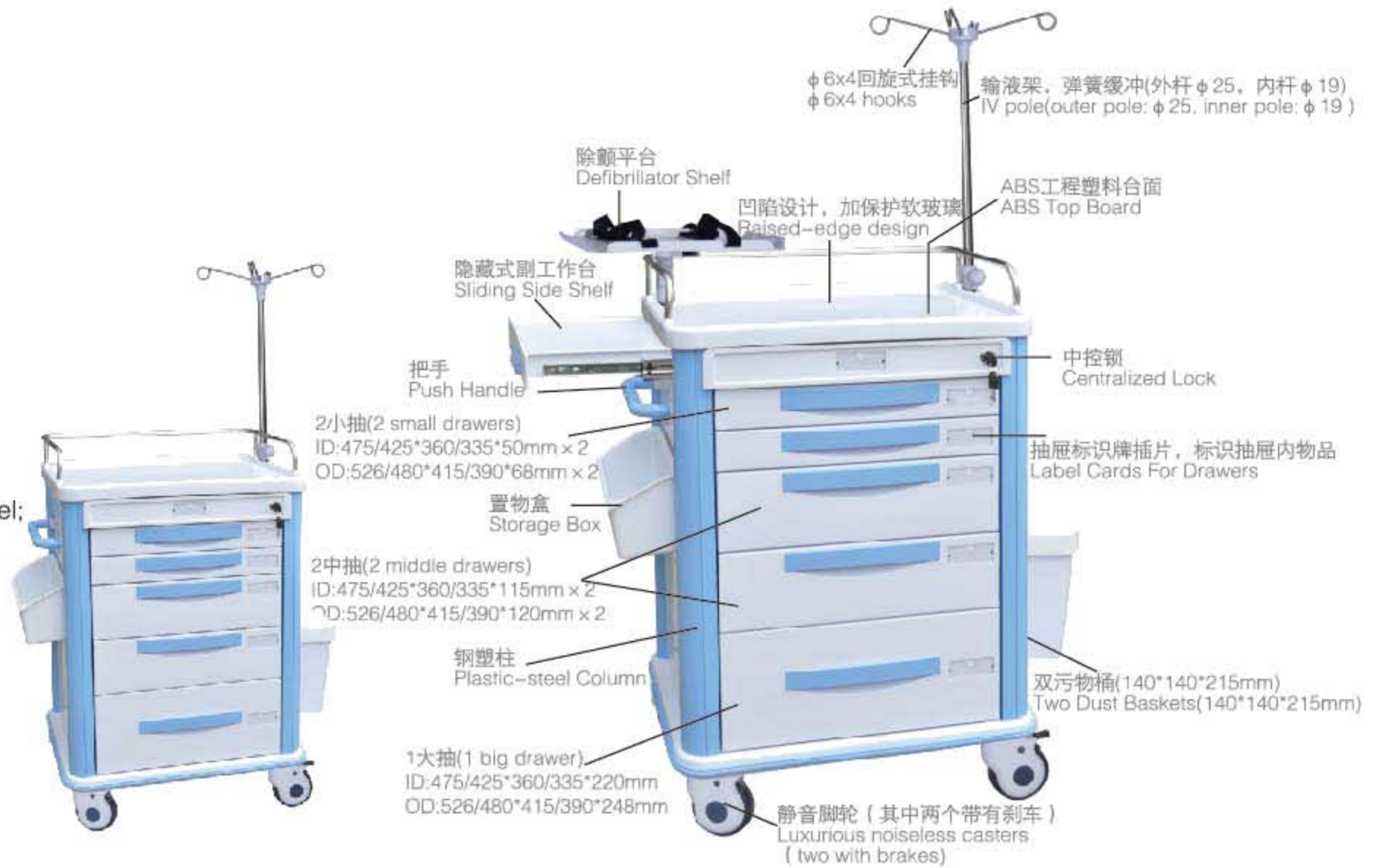
| 型号Model | 规格Specification |
|---------------|-----------------|
| BET-62516E/E1 | 625*475*920mm |
| BET-62516F/F1 | 625*475*920mm |

- 车体主要由塑、铝、钢结构组成。
 - ABS注塑模具成型工艺台面, 易清洁。
 - 四柱承重。
 - E型为铝合金柱, F型为塑钢柱。
- Mainly made of plastic, aluminum and steel;
 - ABS top board, easy to clean;
 - Four columns;
 - E means: aluminum columns, F means: plastic-steel columns.

| 型号Model | 规格Specification |
|---------------|-----------------|
| BET-62516A/A1 | 625*475*920mm |
| BET-62516B/B1 | 625*475*920mm |

- 车体主要由塑、铝、钢结构组成;
- ABS注塑模具成型工艺台面, 易清洁;
- 四柱承重;
- A型为铝合金柱, B型为塑钢柱。

- Mainly made of plastic, aluminum and steel;
- ABS top board, easy to clean;
- Four columns;
- A means: aluminum columns, B means: plastic-steel columns.



| 型号Model | 规格Specification |
|------------|-----------------|
| BMT-62516A | 625*475*920mm |
| BMT-62516B | 625*475*920mm |



| 型号Model | 规格Specification |
|-------------|-----------------|
| BMT-62516A1 | 625*475*920mm |
| BMT-62516B1 | 625*475*920mm |



| 型号Model | 规格Specification |
|------------|-----------------|
| BCT-62516C | 625*475*920mm |
| BCT-62516D | 625*475*920mm |



| 型号Model | 规格Specification |
|-------------|-----------------|
| BCT-62516C3 | 625*475*920mm |
| BCT-62516D3 | 625*475*920mm |



| 型号Model | 规格Specification |
|-------------|-----------------|
| BITT-62516C | 625*475*920mm |
| BITT-62516D | 625*475*920mm |



| 型号Model | 规格Specification |
|--------------|-----------------|
| BITT-62516C3 | 625*475*920mm |
| BITT-62516D3 | 625*475*920mm |



| 型号Model | 规格Specification |
|------------|-----------------|
| BAT-62516A | 625*475*920mm |
| BAT-62516B | 625*475*920mm |



| 型号Model | 规格Specification |
|------------|-----------------|
| BAT-62516E | 625*475*920mm |
| BAT-62516F | 625*475*920mm |

25型急救车

Model 25 Emergency Trolley

- 车体主要由塑、铝、钢结构组成;
- ABS注塑模具成型工艺台面上加304不锈钢, 易清洁;
- 四柱承重;
- A型为铝合金柱, B型为塑钢柱。

- Mainly made of plastic, aluminum and steel;
- ABS top board is covered with SUS304, easy to clean;
- Four columns;
- A means: aluminum columns, B means: plastic-steel columns.

可选配置(Optional accessories):

- 1、ABS台面(ABS Top Board)
- 2、抽屉大小可选(Drawer size can be optional)

※ 可选配置非基本配置, 须用户提出方可安装, 并另行计价
Optional accessories will be extra charged

| 型号Model | 规格Specification |
|--------------|-----------------|
| BET-61025A/B | 610*470*920mm |
| BET-66025A/B | 660*480*920mm |



- 车体主要由塑、铝、钢结构组成;
- ABS注塑模具成型工艺台面上加304不锈钢, 易清洁;
- 四柱承重;
- E型为铝合金柱, F型为塑钢柱。

- Mainly made of plastic, aluminum and steel;
- ABS top board is covered with SUS304, easy to clean;
- Four columns;
- E means: aluminum columns, F means: plastic-steel columns.

可选配置(Optional accessories):

- 1、ABS台面(ABS Top Board)
- 2、抽屉大小可选(Drawer size can be optional)

※ 可选配置非基本配置, 须用户提出方可安装, 并另行计价
Optional accessories will be extra charged

| 型号Model | 规格Specification |
|--------------|-----------------|
| BET-61025E/F | 610*470*920mm |
| BET-66025E/F | 660*480*920mm |

71型急救车

Model 71 Emergency Trolley

- 车体主要由塑、铝、钢结构组成。
- ABS注塑模具成型工艺台面, 易清洁。
- 四柱承重。
- A型为铝合金柱, B型为塑钢柱。

- Mainly made of plastic, aluminum and steel;
- ABS top board, easy to clean;
- Four columns;
- A means: aluminum columns, B means: plastic-steel columns.

| 型号Model | 规格Specification |
|------------|-----------------|
| BET-87071A | 870*520*950mm |
| BET-87071B | 870*520*950mm |
| BET-79071A | 790*480*920mm |
| BET-79071B | 790*480*920mm |
| BET-71071A | 710*480*920mm |
| BET-71071B | 710*480*920mm |



72型急救车

Model 72 Emergency Trolley

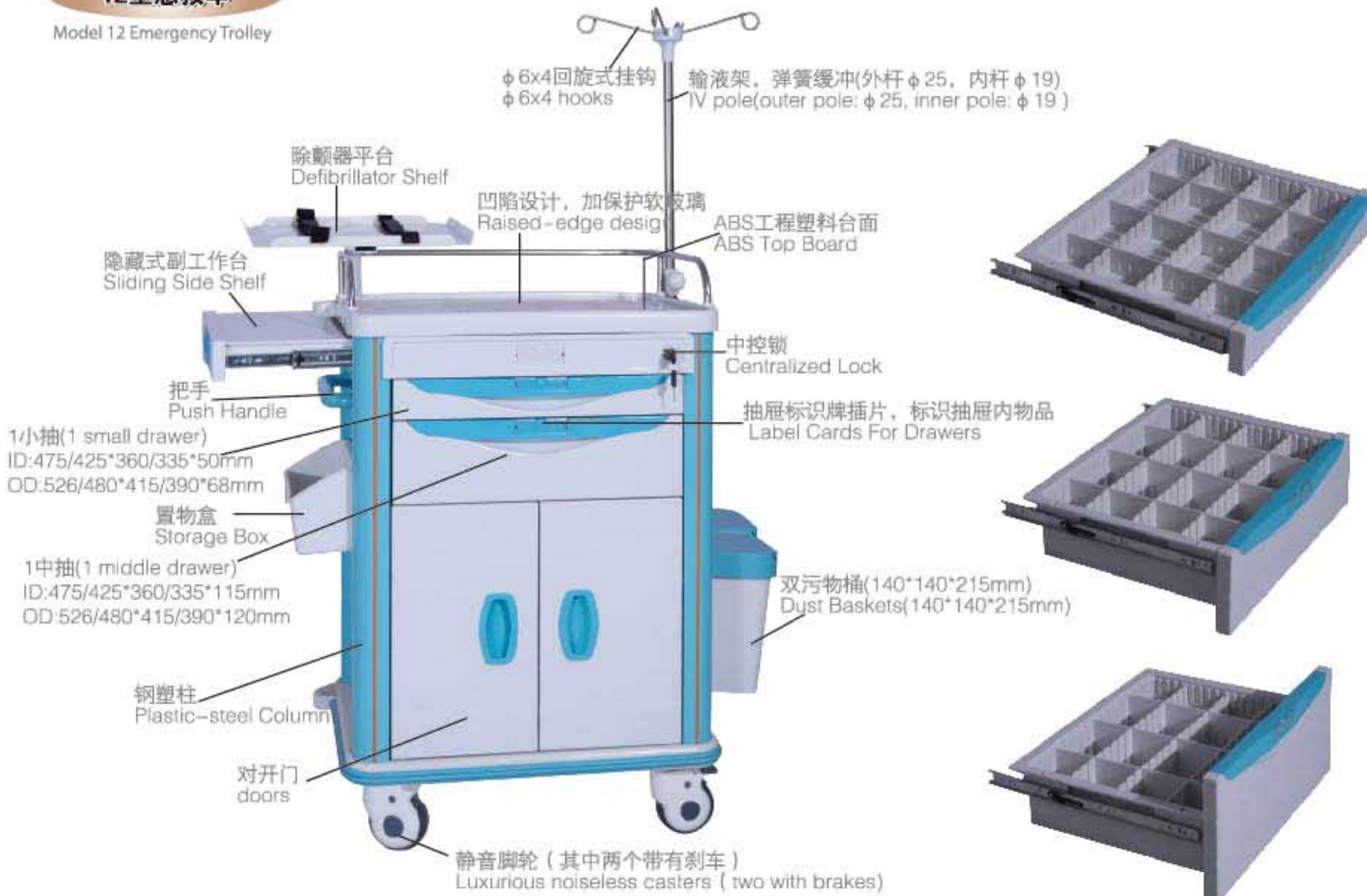
| 型号Model | 规格Specification |
|--------------|-----------------|
| BET-63072A/E | 630*470*920mm |
| BET-63072B/F | 630*470*920mm |
| BET-67372A/E | 673*480*920mm |
| BET-67372B/F | 673*480*920mm |

- 车体主要由塑、铝、钢结构组成。
- ABS注塑模具成型工艺台面，易清洁。
- 四柱承重。
- A型为铝合金柱，B型为塑钢柱。
- Mainly made of plastic, aluminum and steel;
- ABS top board, easy to clean;
- Four columns;
- A means: aluminum columns, B means: plastic-steel columns.



12型急救车

Model 12 Emergency Trolley



- 车体主要由塑、铝、钢结构组成。
- ABS注塑模具成型工艺台面，易清洁。
- 四柱承重。
- E型为铝合金柱，F型为塑钢柱。
- Mainly made of plastic, aluminum and steel;
- ABS top board, easy to clean;
- Four columns;
- E means: aluminum columns, F means: plastic-steel columns.

| 型号Model | 规格Specification |
|--------------------|-----------------|
| BET-62512E/A/A1/E1 | 625*475*920mm |
| BET-62512F/B/B1/F1 | 625*475*920mm |
| BET-67312E/A/A1/E1 | 673*480*920mm |
| BET-67312F/B/B1/F1 | 673*480*920mm |

可选配置(Optional accessories):

- 1、一次性锁 (Disposable Lock)
- 2、不锈钢贴面(Stainless Steel Plate)
- 3、可吸入工作台(Pump Suction Shelf)
- 4、脚踏式污物桶(Dust Basket with Foot Pedal)
- 5、大网篮可放4L锐器盒(Big utility basket can load 4L needle disposal holder)

※ 可选配置非基本配置，须用户提出方可安装，并另行计价
Optional accessories will be extra charged



32型急救车

Model 32 Emergency Trolley



| 型号Model | 规格Specification |
|---------------------------|-----------------|
| BET-62032A-LT/PK/OR/RE/SG | 620*460*920mm |

- 车体材质采用钢塑件;
- 四柱承重。
- A、E型为铝合金柱,
- 可选颜色粉色、桔红色、红色、绿色。
- Mainly made of cold rolling steel frame with powder coated;
- Four columns;
- A, E means: aluminum columns,
- Pink, orange red, red, shallow green can be optional.



| 型号Model | 规格Specification |
|---------------------------|-----------------|
| BET-62032E-LT/PK/OR/RE/SG | 620*460*920mm |



56型急救车

Model 56 Emergency Trolley



| 型号Model | 规格Specification |
|-------------|-----------------|
| BET-62056J2 | 620*420*900mm |
| BET-62056S2 | 620*420*900mm |

- 车体材质采用钢塑件
- 适用于病区急救护理
- 台面为两侧平拉开;
- 中部两只抽屉;
- 下部对开门, 柜式结构, 可存放比较大的物品
- J型为碳钢喷塑材质, S型为ABS工程塑料面板。
- Mainly made of cold rolling steel frame with powder coated;
- Tabletop slides towards two sides;
- Two drawers&doors;
- J: cold rolling steel frame with powder coated, S: ABS plastic.



| 型号Model | 规格Specification |
|-------------|-----------------|
| BET-62056J1 | 620*420*900mm |
| BET-62056S1 | 620*420*900mm |

26型急救车

Model 26 Emergency Trolley

| 型号Model | 规格Specification |
|-----------|-----------------|
| BET-62526 | 625*470*990mm |

- 车体主要由塑、钢结构组成。
- ABS注塑模具成型工艺台面，易清洁。
- 四柱承重。
- Mainly made of plastic, aluminum and steel;
- ABS top board, easy to clean;
- Four columns;



| 型号Model | 规格Specification |
|-----------|-----------------|
| BCT-62526 | 625*470*990mm |



27型急救车

Model 26 Emergency Trolley

| 型号Model | 规格Specification |
|-----------|-----------------|
| BET-69027 | 690*540*1030mm |

- 车体主要由塑、钢结构组成。
- ABS注塑模具成型工艺台面，易清洁。
- 四柱承重。
- Mainly made of plastic, aluminum and steel;
- ABS top board, easy to clean;
- Four columns;



| 型号Model | 规格Specification |
|-----------|-----------------|
| BMT-69027 | 690*540*1030mm |



28型急救车

Model 28 Emergency Trolley

| 型号Model | 规格Specification |
|-----------|-----------------|
| BET-93028 | 930*535*950mm |

外观尺寸(Overall Dimensions): 1050*550*950/1630mm

- 车体主要由塑、铝、钢结构组成;
- 大型模具成型工艺台面, 易清洁;
- 双锁钩防滑出、锁定机构模具成型抽屉, 整体可锁;
- 车体承重。

- Mainly made of plastic, aluminum and steel;
- ABS top board, easy to clean;
- Self-locking;
- Body Bearing



| 型号Model | 规格Specification |
|-----------|-----------------|
| BNT-93028 | 930*535*950mm |



36型护理工作车

Model 37 Nursing Trolley

| 型号Model | 规格Specification |
|------------|-----------------|
| BNT-80036A | 800*580*950mm |

- 车体主要由塑、铝、钢结构组成。
- ABS注塑模具成型工艺台面, 易清洁。
- 四柱承重。
- A型为铝合金柱。

- Mainly made of plastic, aluminum and steel;
- ABS top board, easy to clean;
- Four columns;
- A means: aluminum columns.



| 型号Model | 规格Specification |
|-----------|-----------------|
| BMT-80036 | 800*580*950mm |

37型护理工作车

Model 37 Nursing Trolley



| 型号Model | 规格Specification |
|------------|-----------------|
| BNT-78037A | 780*480*1000mm |

- 车体主要由塑、铝、钢结构组成。
- ABS注塑模具成型工艺台面, 易清洁。
- 四柱承重。
- A型为铝合金柱。

- Mainly made of plastic, aluminum and steel;
- ABS top board, easy to clean;
- Four columns;
- A means: aluminum columns.

01型护理工作车

Model 01 Nursing Trolley

| 型号Model | 规格Specification |
|-------------|-----------------|
| BNT-85001AS | 850*520*950mm |
| BNT-85001BS | 850*520*950mm |
| BNT-80001AS | 800*495*920mm |
| BNT-80001BS | 800*495*920mm |
| BNT-75001AS | 750*475*920mm |
| BNT-75001BS | 750*475*920mm |

- 车体主要由塑、铝、钢结构组成。
 - ABS注塑模具成型工艺台面，易清洁。
 - 四柱承重。
 - A型为铝合金柱，B型为塑钢柱。
- Mainly made of plastic, aluminum and steel;
 - ABS top board, easy to clean;
 - Four columns;
 - A means: aluminum columns B means: plastic-steel columns.



31型护理工作车

Model 31 Nursing Trolley



| 型号Model | 规格Specification |
|-------------|-----------------|
| BNT-87031AS | 870*520*1030mm |
| BNT-87031BS | 870*520*1030mm |
| BNT-79031AS | 790*480*920mm |
| BNT-79031BS | 790*480*920mm |
| BNT-72031AS | 720*470*920mm |
| BNT-72031BS | 720*470*920mm |

- 车体主要由塑、铝、钢结构组成；
 - ABS注塑模具成型工艺台面，易清洁；
 - 四柱承重；
 - A型为铝合金柱，B型为塑钢柱。
- Mainly made of plastic, aluminum and steel;
 - ABS top board, easy to clean;
 - Four columns;
 - A means: aluminum columns , B means: plastic-steel columns.

21型护理工作车

Model 21 Nursing Trolley

| 型号Model | 规格Specification |
|------------|-----------------|
| BNT-82021B | 820*520*950mm |

- 车体主要由塑、铝、钢结构组成；
 - ABS注塑模具成型工艺台面，易清洁；
 - 四柱承重；
 - B型为塑钢柱。
- Mainly made of plastic, aluminum and steel;
 - ABS top board, easy to clean;
 - Four columns;
 - B means: plastic-steel columns.



急救护理工作站

Emergency Nursing Workstation



| 型号Model | 规格Specification |
|-----------------|-----------------|
| BE-NT-71002A-LT | 710*520*950mm |

| 型号Model | 规格Specification |
|------------------|-----------------|
| BE-NT-71002A3-BU | 710*520*950mm |

外观尺寸(Overall Dimensions): 1550*520*1030/1630mm

- 车体主要由塑、铝、钢结构组成;
- ABS大型模具成型工艺台面, 易清洁;
- 四柱承重;
- A型为铝合金柱
- Mainly made of plastic, aluminum and steel;
- ABS top board, easy to clean;
- Four columns;
- A means:aluminum columns.



| 型号Model | 规格Specification |
|------------------|-----------------|
| BE-NT-71002A2-BU | 710*520*950mm |

01型护理工作站

Model 01 Nursing Workstation

| 型号Model | 规格Specification |
|--------------------|-----------------|
| BE-NT-85001CS3/DS3 | 850*520*950mm |

- 车体主要由塑、铝、钢结构组成;
- ABS大型模具成型工艺台面, 易清洁;
- 四柱承重;
- C型为铝合金柱, D型为塑钢柱。
- Mainly made of plastic, aluminum and steel;
- ABS top board, easy to clean;
- Four columns;
- C means:aluminum columns, D means:plastic-steel columns.



22型护理工作车

Model 22 Nursing Trolley

- 车体主要由塑、铝、钢结构组成；
- ABS注塑模具成型工艺台面，易清洁；
- 双柱承重；
- A型、C型为铝合金柱，B型、D型为塑钢柱。

- Mainly made of plastic, aluminum and steel;
- ABS top board, easy to clean;
- Two columns;
- A/C means: aluminum columns,
B/D means: plastic-steel columns.



| 型号Model | 规格Specification |
|----------------|-----------------|
| BNT-60022C2-TE | 600*460*1000mm |
| BNT-60022D2-TE | 600*460*1000mm |



| 型号Model | 规格Specification |
|----------------|-----------------|
| BNT-60022C3-TE | 600*460*1000mm |
| BNT-60022D3-TE | 600*460*1000mm |



| 型号Model | 规格Specification |
|----------------|-----------------|
| BNT-60022C1-TE | 600*460*1000mm |
| BNT-60022D1-TE | 600*460*1000mm |



| 型号Model | 规格Specification |
|----------------|-----------------|
| BNT-60022A3-TE | 600*460*1000mm |
| BNT-60022B3-TE | 600*460*1000mm |



| 型号Model | 规格Specification |
|----------------|-----------------|
| BNT-60022A1-TE | 600*460*1000mm |
| BNT-60022B1-TE | 600*460*1000mm |

01型治疗车

Model 01 Clinical Trolley

| 型号Model | 规格Specification |
|------------|-----------------|
| BCT-85001C | 850*520*950mm |
| BCT-85001D | 850*520*950mm |
| BCT-80001C | 800*495*920mm |
| BCT-80001D | 800*495*920mm |
| BCT-75001C | 750*475*920mm |
| BCT-75001D | 750*475*920mm |

- 车体主要由塑、铝、钢结构组成。
- ABS注塑模具成型工艺台面，易清洁。
- 四柱承重。
- C型为铝合金柱，D型为塑钢柱。
- Mainly made of plastic, aluminum and steel;
- ABS top board, easy to clean;
- Four columns;
- C means: aluminum columns ,
- D means: plastic-steel columns.



| 型号Model | 规格Specification |
|-------------|-----------------|
| BCT-85001C3 | 850*520*950mm |
| BCT-85001D3 | 850*520*950mm |
| BCT-80001C3 | 800*495*920mm |
| BCT-80001D3 | 800*495*920mm |
| BCT-75001C3 | 750*475*920mm |
| BCT-75001D3 | 750*475*920mm |

- 车体主要由塑、铝、钢结构组成。
- ABS注塑模具成型工艺台面，易清洁。
- 四柱承重。
- C型为铝合金柱，D型为塑钢柱。
- Mainly made of plastic, aluminum and steel;
- ABS top board, easy to clean;
- Four columns;
- C means: aluminum columns ,
- D means: plastic-steel columns.

33型治疗车

Model 33 Clinical Trolley

| 型号Model | 规格Specification |
|-------------|-----------------|
| BCT-50033D3 | 500*500*880mm |

- 车体主要由塑、铝、钢结构组成；
- ABS注塑模具成型工艺台面，易清洁；
- 梯形设计；
- D型为塑钢柱。
- Mainly made of plastic, aluminum and steel;
- ABS top board, easy to clean;
- Four columns;
- D means: plastic-steel columns



23型治疗车

Model 23 Clinical Trolley

| 型号Model | 规格Specification |
|---------------|-----------------|
| BCT-78023C/C3 | 780*475*1000mm |
| BCT-78023D/D3 | 780*475*1000mm |

- 车体主要由塑、铝、钢结构组成。
- ABS注塑模具成型工艺台面，易清洁。
- 飞燕式把手。护栏上挂可拆卸式隔断，可放置消毒杯、砂轮杯等瓶装液体。
- 双钩舌防滑出、锁定机构模具成型抽屉，整体可锁。
- 双柱承重。
- C型为铝合金柱，D型为塑钢柱。
- Mainly made of plastic, aluminum and steel;
- Swallow-flying-style ABS top board, easy to clean;
- Self-locking;
- Two columns;
- C means: aluminum columns ,
D means: plastic-steel columns.



13型治疗车

Model 13 Clinical Trolley



| 型号Model | 规格Specification |
|------------|-----------------|
| BCT-62813C | 628*475*920mm |
| BCT-62813D | 628*475*920mm |
| BCT-67813C | 678*480*920mm |
| BCT-67813D | 678*480*920mm |

- 车体主要由塑、铝、钢结构组成。
- ABS注塑模具成型工艺台面，易清洁。
- 双柱承重。
- C型为铝合金柱，D型为塑钢柱。
- Mainly made of plastic, aluminum and steel;
- ABS top board, easy to clean;
- Two columns;
- C means: aluminum columns , D means: plastic-steel columns.

| 型号Model | 规格Specification |
|-------------|-----------------|
| BCT-62813C3 | 628*475*920mm |
| BCT-62813D3 | 628*475*920mm |
| BCT-67813C3 | 678*480*920mm |
| BCT-67813D3 | 678*480*920mm |

- 车体主要由塑、铝、钢结构组成。
- ABS注塑模具成型工艺台面，易清洁。
- 双柱承重。
- C型为铝合金柱，D型为塑钢柱。
- Mainly made of plastic, aluminum and steel;
- ABS top board, easy to clean;
- Two columns;
- C means: aluminum columns , D means: plastic-steel columns.



16型治疗车

Model 16 Clinical Trolley

| 型号Model | 规格Specification |
|--------------|-----------------|
| BCT-67516C/D | 675*475*920mm |
| BCT-74616C/D | 746*526*950mm |

- 车体主要由塑、铝、钢结构组成。
- ABS注塑模具成型工艺台面，易清洁。
- 四柱承重。
- C型为铝合金柱，D型为塑钢柱。
- Mainly made of plastic, aluminum and steel;
- ABS top board, easy to clean;
- Four columns;
- C means: aluminum columns , D means: plastic-steel columns.



| 型号Model | 规格Specification |
|----------------|-----------------|
| BCT-67516C3/D3 | 675*475*920mm |
| BCT-74616C3/D3 | 746*526*950mm |

- 车体主要由塑、铝、钢结构组成。
- ABS注塑模具成型工艺台面，易清洁。
- 四柱承重。
- C型为铝合金柱，D型为塑钢柱。
- Mainly made of plastic, aluminum and steel;
- ABS top board, easy to clean;
- Four columns;
- C means: aluminum columns , D means: plastic-steel columns.

07型治疗车

Model 07 Clinical Trolley

| 型号Model | 规格Specification |
|------------|-----------------|
| BCT-93007C | 930*450*920mm |

- 车体主要材质采用冷钢喷塑件。
- 配置多个抽屉，有较强的实用性。
- Mainly made of cold rolling steel frame with powder coated;



56型治疗车

Model 56 Clinical Trolley

| 型号Model | 规格Specification |
|------------|-----------------|
| BCT-61056J | 610*410*850mm |
| BCT-61056S | 610*410*850mm |
| BCT-71056J | 710*450*860mm |
| BCT-71056S | 710*450*860mm |

- 车体主要材质采用冷钢喷塑件。
- ABS注塑模具成型工艺台面，耐磨、防渗透、易清洁。
- 底部带两个悬挂式污物桶，可水平旋转。
- J型为碳钢喷塑材质，S型为ABS工程塑料

- Mainly made of cold rolling steel frame with powder coated;
- ABS top board, easy to clean;
- J:cold rolling steel frame with powder coated, S:ABS plastic



| 型号Model | 规格Specification |
|-------------|-----------------|
| BCT-71056J5 | 710*450*860mm |
| BCT-71056S5 | 710*450*860mm |

- 车体主要材质采用冷钢喷塑件。
- ABS注塑模具成型工艺台面，耐磨、防渗透、易清洁。
- J型为碳钢喷塑材质，S型为ABS工程塑料

- Mainly made of cold rolling steel frame with powder coated;
- ABS top board, easy to clean;
- J:cold rolling steel frame with powder coated, S:ABS plastic



31型送药车

Model 31 Medicine Trolley

| 型号Model | 规格Specification |
|------------------------|-----------------|
| BMT-87031A-LT/PK/OR/SG | 870*520*1030mm |
| BMT-87031B-LT/PK/OR/SG | 870*520*1030mm |
| BMT-79031A-LT/PK/OR/SG | 790*480*920mm |
| BMT-79031B-LT/PK/OR/SG | 790*480*920mm |
| BMT-72031A-LT/PK/OR/SG | 720*470*920mm |
| BMT-72031B-LT/PK/OR/SG | 720*470*920mm |

- 车体主要由塑、铝、钢结构组成。
- ABS注塑模具成型工艺台面，易清洁。
- 四柱承重。
- A型为铝合金柱，B型为塑钢柱。
- Mainly made of plastic, aluminum and steel
- ABS top board, easy to clean
- Four columns.
- A means: aluminum columns,
B means: plastic-steel columns



SG—Shallow Green



PK—Pink



| 型号Model | 规格Specification |
|-------------|-----------------|
| BMT-87031A2 | 870*520*950mm |
| BMT-87031B2 | 870*520*950mm |
| BMT-79031A2 | 790*480*920mm |
| BMT-79031B2 | 790*480*920mm |
| BMT-72031A2 | 720*470*920mm |
| BMT-72031B2 | 720*470*920mm |

- 车体主要由塑、铝、钢结构组成;
- ABS注塑模具成型工艺台面，易清洁;
- 四柱承重;
- A型为铝合金柱，B型为塑钢柱。
- Mainly made of plastic, aluminum and steel;
- ABS top board, easy to clean;
- Four columns;
- A means: aluminum columns,
B means: plastic-steel columns.



05型送药车

Model 05 Medicine Trolley

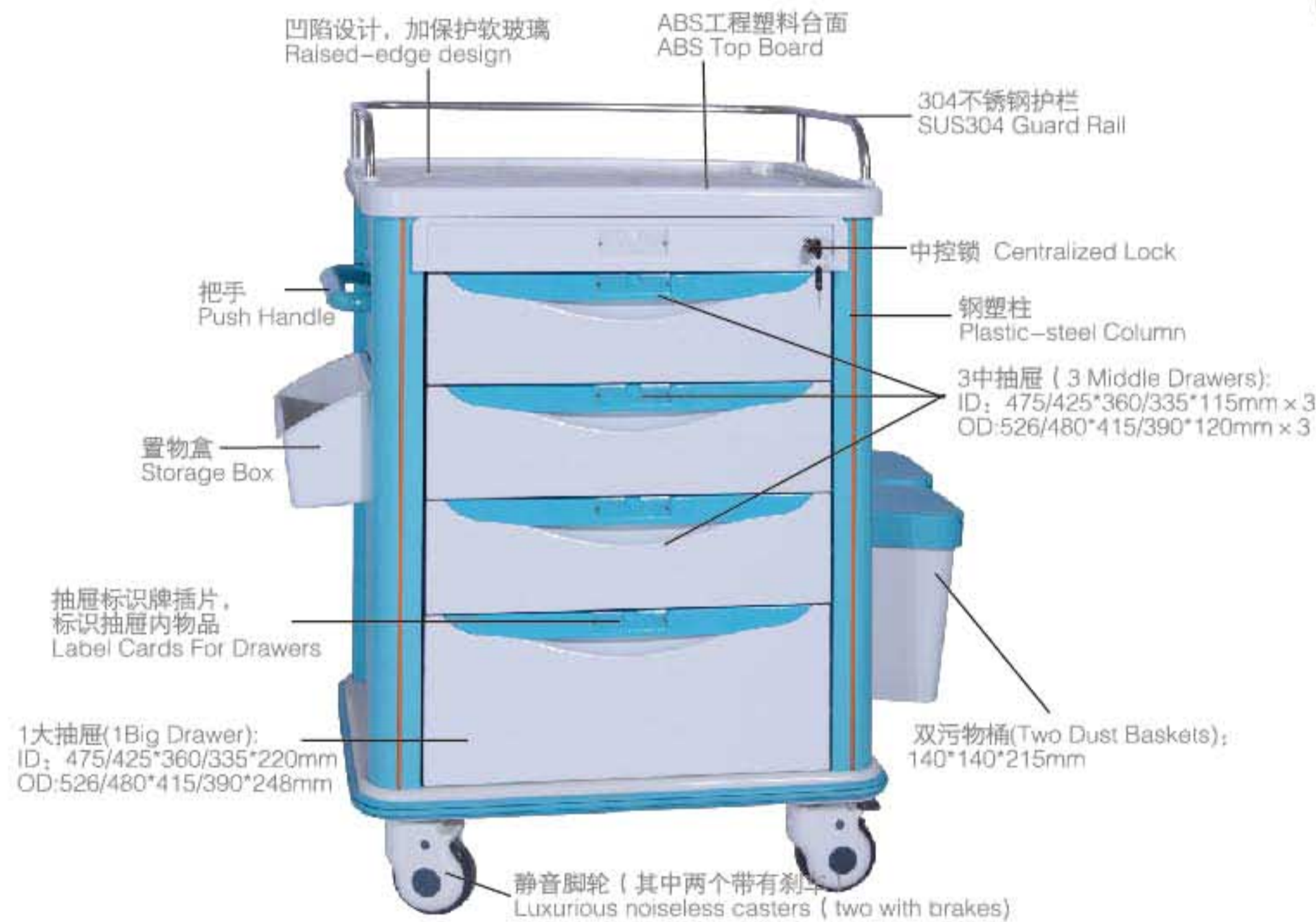
| 型号Model | 规格Specification |
|----------------|-----------------|
| BMT-62005A2/B2 | 650*550*1000mm |

- 车体主要由塑、铝、钢结构组成。
- ABS注塑模具成型工艺台面，易清洁。
- 四柱承重。
- A型为铝合金柱，B型为塑钢柱。
- Mainly made of plastic,aluminum and steel
- ABS top board,easy to clean
- Four columns.
- A means:aluminum columns,
B means:plastic-steel columns



12型送药车

Model 12 Medicine Trolley



| 型号Model | 规格Specification |
|------------|-----------------|
| BMT-62512A | 625*475*920mm |
| BMT-62512B | 625*475*920mm |
| BMT-67312A | 673*480*920mm |
| BMT-67312B | 673*480*920mm |

- 车体主要由塑、铝、钢结构组成；
- ABS注塑模具成型工艺台面，易清洁；
- 四柱承重；
- A型为铝合金柱，B型为塑钢柱。
- Mainly made of plastic,aluminum and steel
- ABS top board,easy to clean
- Four columns.
- A means:aluminum columns,
B means:plastic-steel columns

13型送药车

Model 13 Medicine Trolley

| 型号Model | 规格Specification |
|------------|-----------------|
| BMT-62813A | 628*475*920mm |
| BMT-62813B | 628*475*920mm |
| BMT-67813A | 678*480*920mm |
| BMT-67813B | 678*480*920mm |

- 车体主要由塑、铝、钢结构组成；
- ABS注塑模具成型工艺台面，易清洁；
- 双柱承重；
- A型为铝合金柱，B型为塑钢柱。
- Mainly made of plastic,aluminum and steel.
- ABS top board,easy to clean;
- Two columns;
- A means:aluminum columns, B means:plastic-steel columns.



01型送药车

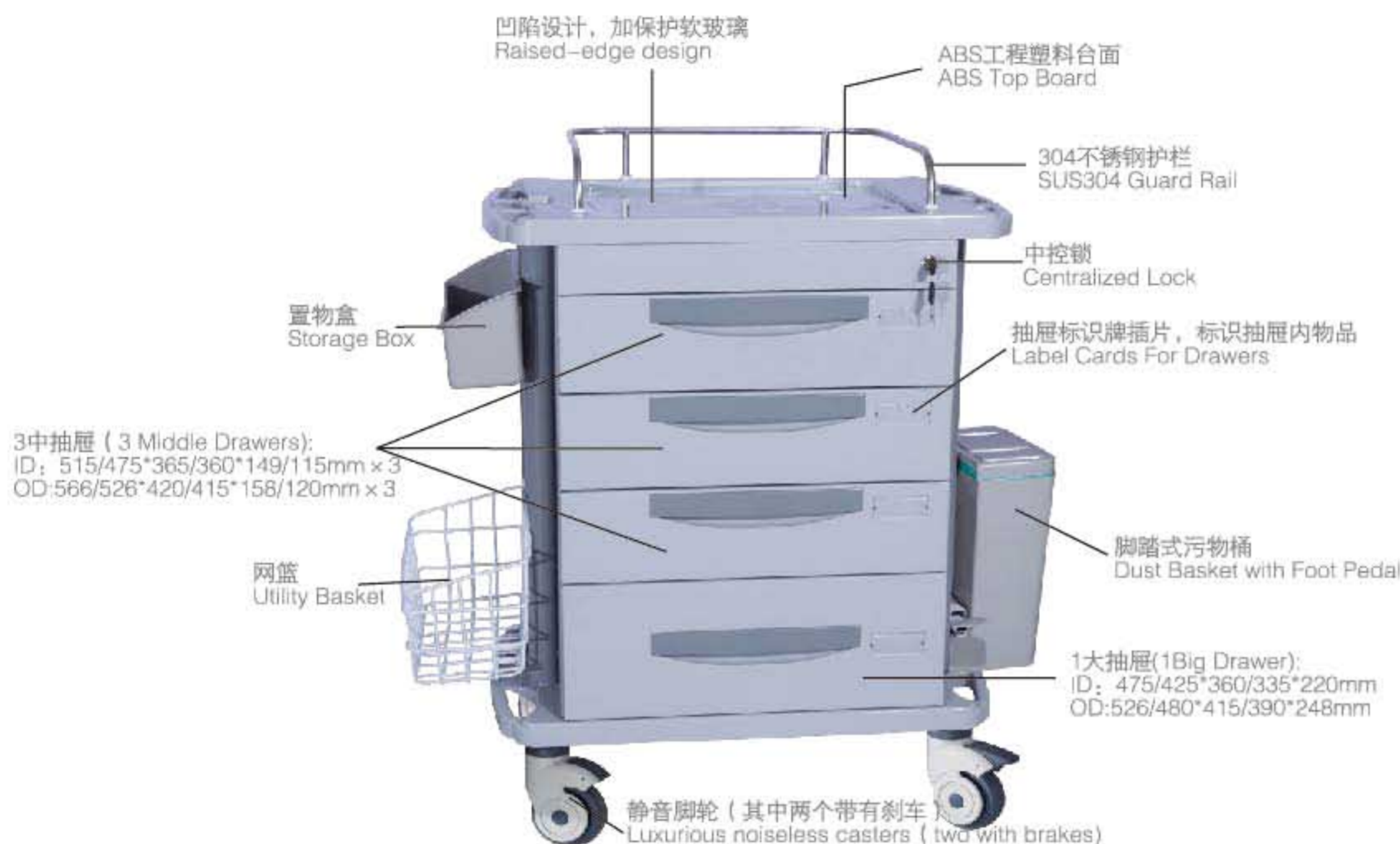
Model 01 Medicine Trolley

| 型号Model | 规格Specification |
|------------|-----------------|
| BMT-85001A | 850*520*950mm |
| BMT-85001B | 850*520*950mm |
| BMT-80001A | 800*495*920mm |
| BMT-80001B | 800*495*920mm |
| BMT-75001A | 750*475*920mm |
| BMT-75001B | 750*475*920mm |

- 车体主要由塑、铝、钢结构组成;
 - ABS注塑模具成型工艺台面, 易清洁;
 - 四柱承重;
 - A型为铝合金柱, B型为塑钢柱。
- Mainly made of plastic, aluminum and steel.
 - ABS top board, easy to clean;
 - Four columns;
 - A means: aluminum columns, B means: plastic-steel columns.


03型送药车

Model 03 Medicine Trolley



| 型号Model | 规格Specification |
|------------|-----------------|
| BMT-87003A | 870*520*950mm |
| BMT-87003B | 870*520*950mm |
| BMT-79003A | 790*480*920mm |
| BMT-79003B | 790*480*920mm |

- 车体主要由塑、铝、钢结构组成;
 - ABS注塑模具成型工艺台面, 易清洁;
 - 双柱承重;
 - A型为铝合金柱, B型为塑钢柱。
- Mainly made of plastic, aluminum and steel.
 - ABS top board, easy to clean;
 - Two columns;
 - A means: aluminum columns, B means: plastic-steel columns.

16型送药车

Model 16 Medicine Trolley

| 型号Model | 规格Specification |
|--------------|-----------------|
| BMT-67516A/B | 675*475*920mm |
| BMT-74616A/B | 746*526*950mm |

- 车体主要由塑、铝、钢结构组成;
 - ABS注塑模具成型工艺台面, 易清洁;
 - 四柱承重;
 - A型为铝合金柱, B型为塑钢柱。
- Mainly made of plastic, aluminum and steel.
 - ABS top board, easy to clean;
 - Four columns;
 - A means: aluminum columns, B means: plastic-steel columns.



01型双面送药车

Model 01 Medicine Trolley

| 型号Model | 规格Specification |
|-------------|-----------------|
| BMT-85001A2 | 850*520*950mm |
| BMT-85001B2 | 850*520*950mm |
| BMT-80001A2 | 800*495*920mm |
| BMT-80001B2 | 800*495*920mm |
| BMT-75001A2 | 750*475*920mm |
| BMT-75001B2 | 750*475*920mm |

- 车体主要由塑、铝、钢结构组成;
- ABS注塑模具成型工艺台面, 易清洁;
- 四柱承重;
- A型为铝合金柱, B型为塑钢柱。

- Mainly made of plastic, aluminum and steel.
- ABS top board, easy to clean;
- Four columns;
- A means: aluminum columns, B means: plastic-steel columns.



72型双面送药车

Model 72 Medicine Trolley



| 型号Model | 规格Specification |
|-------------|-----------------|
| BMT-67372A2 | 673*480*920mm |
| BMT-67372B2 | 673*480*920mm |

- 车体主要由塑、铝、钢结构组成;
- ABS注塑模具成型工艺台面, 易清洁;
- 四柱承重;
- A型为铝合金柱, B型为塑钢柱。

- Mainly made of plastic, aluminum and steel.
- ABS top board, easy to clean;
- Four columns;
- A means: aluminum columns, B means: plastic-steel columns.

23型双面送药车

Model 23 Medicine Trolley

| 型号Model | 规格Specification |
|-------------|-----------------|
| BMT-78023A2 | 780*475*1000mm |
| BMT-78023B2 | 780*475*1000mm |

- 车体主要由塑、铝、钢结构组成;
- ABS注塑模具成型工艺台面, 易清洁;
- 双锁钩防滑出、锁定机构模具成型抽屉, 整体可锁
- 双柱承重;
- A型为铝合金柱, B型为塑钢柱。

- Mainly made of plastic, aluminum and steel.
- ABS top board, easy to clean;
- Self-locking;
- Two columns;
- A means: aluminum columns, B means: plastic-steel columns.



72型送药车

Model 72 Medicine Trolley

| 型号Model | 规格Specification |
|------------|-----------------|
| BMT-63072B | 630*470*920mm |

- 车体主要由塑、铝、钢结构组成;
- ABS注塑模具成型工艺台面, 易清洁;
- 四柱承重;
- B型为塑钢柱。
- Mainly made of plastic,aluminum and steel;
- ABS top board,easy to clean;
- Four columns;
- B means:plastic-steel columns.



71型送药车

Model 71 Medicine Trolley



| 型号Model | 规格Specification |
|------------|-----------------|
| BMT-71071B | 710*480*920mm |

- 车体主要由塑、铝、钢结构组成;
- ABS注塑模具成型工艺台面, 易清洁;
- 四柱承重;
- B型为塑钢柱。
- Mainly made of plastic,aluminum and steel.
- ABS top board,easy to clean;
- Four columns;
- B means:plastic-steel columns.

22型送药车

Model 22 Medicine Trolley

| 型号Model | 规格Specification |
|-------------|-----------------|
| BMT-60022A2 | 600*460*1000mm |
| BMT-60022B2 | 600*460*1000mm |

- 车体主要由塑、铝、钢结构组成;
- ABS注塑模具成型工艺台面, 易清洁;
- 双柱承重;
- A型为铝合金柱, B型为塑钢柱。
- Mainly made of plastic,aluminum and steel.
- ABS top board,easy to clean;
- Two columns;
- A means:aluminum columns, B means:plastic-steel columns.



02型双面送药车

Model 02 Medicine Trolley

| 型号Model | 规格Specification |
|-------------|-----------------|
| BMT-85002A2 | 850*520*950mm |
| BMT-85002B2 | 850*520*950mm |
| BMT-80002A2 | 800*495*920mm |
| BMT-80002B2 | 800*495*920mm |
| BMT-75002A2 | 750*475*920mm |
| BMT-75002B2 | 750*475*920mm |

- 车体主要由塑、铝、钢结构组成;
- ABS注塑模具成型工艺台面, 易清洁;
- 四柱承重;
- A型为铝合金柱, B型为塑钢柱。
- Mainly made of plastic, aluminum and steel;
- ABS top board, easy to clean;
- Four columns;
- A means: aluminum columns, B means: plastic-steel columns.



| 型号Model | 规格Specification |
|-------------|-----------------|
| BMT-85002S2 | 850*520*950mm |

- 车体主要由塑、铝、钢结构构成;
- ABS注塑模具成型工艺台面, 易清洁;
- 四柱承重;
- 铝合金柱。
- Mainly made of plastic, aluminum and steel;
- ABS top board, easy to clean;
- Four columns;
- Aluminum columns.

31型输液车

Model 31 IV Treatment Trolley

| 型号Model | 规格Specification |
|-------------------|-----------------|
| BITT-87031C3/C-LT | 870*520*1030mm |
| BITT-87031D3/D-LT | 870*520*1030mm |
| BITT-79031C3/C-LT | 790*480*920mm |
| BITT-79031D3/D-LT | 790*480*920mm |
| BITT-72031C3/C-LT | 720*470*920mm |
| BITT-72031D3/D-LT | 720*470*920mm |

- 车体主要由塑、铝、钢结构组成;
- ABS注塑模具成型工艺台面, 易清洁;
- 四柱承重;
- C型为铝合金柱, D型为塑钢柱。
- Mainly made of plastic, aluminum and steel;
- ABS top board, easy to clean;
- Four columns;
- C means: aluminum columns, D means: plastic-steel columns.



01型输液车

Model 01 IV Treatment Trolley

- 车体主要由塑、铝、钢结构组成;
 - ABS注塑模具成型工艺台面, 易清洁;
 - 四柱承重;
 - C 型为铝合金柱, D 型为塑钢柱。
-
- Mainly made of plastic,aluminum and steel;
 - ABS top board,easy to clean;
 - Four columns;
 - C means:aluminum columns,
D means:plastic-steel columns.



| 型号Model | 规格Specification |
|-------------|-----------------|
| BITT-75001C | 750*475*920mm |
| BITT-75001D | 750*475*920mm |

| 型号Model | 规格Specification |
|-------------|-----------------|
| BITT-85001C | 850*520*950mm |
| BITT-85001D | 850*520*950mm |



| 型号Model | 规格Specification |
|--------------|-----------------|
| BITT-85001C3 | 850*520*950mm |
| BITT-85001D3 | 850*520*950mm |



| 型号Model | 规格Specification |
|--------------|-----------------|
| BITT-75001C3 | 750*475*920mm |
| BITT-75001D3 | 750*475*920mm |

16型输液车

Model 16 IV Treatment Trolley

- 车体主要由塑、铝、钢结构组成;
 - ABS注塑模具成型工艺台面, 易清洁;
 - 四柱承重;
 - C 型为铝合金柱, D 型为塑钢柱。
-
- Mainly made of plastic,aluminum and steel;
 - ABS top board,easy to clean;
 - Four columns;
 - C means:aluminum columns,
D means:plastic-steel columns.



| 型号Model | 规格Specification |
|---------------|-----------------|
| BITT-67516C/D | 675*475*920mm |
| BITT-74616C/D | 746*526*950mm |

| 型号Model | 规格Specification |
|-----------------|-----------------|
| BITT-67516C3/D3 | 675*475*920mm |
| BITT-74616C3/D3 | 746*526*950mm |

72型输液车

Model 72 IV Treatment Trolley

| 型号Model | 规格Specification |
|-----------------|-----------------|
| BITT-63072C3/D3 | 630*470*920mm |
| BITT-67372C3/D3 | 673*480*920mm |

- 车体主要由塑、铝、钢结构组成;
- ABS注塑模具成型工艺台面, 易清洁;
- 四柱承重;
- C 型为铝合金柱, D 型为塑钢柱。
- Mainly made of plastic, aluminum and steel;
- ABS top board, easy to clean;
- Four columns;
- C means: aluminum columns, D means: plastic-steel columns.



07型输液车

Model 07 IV Treatment Trolley

| 型号Model | 规格Specification |
|-------------|-----------------|
| BITT-93007C | 930*450*920mm |

- 主体材质采用冷钢喷塑件;
- 适应于病区护理;
- 左右两侧配有不锈钢扶手, 既美观又适用。
- Cold rolling steel frame with powder coated;
- Two sides with SUS push handle.

器械柜

Medical Cupboard

| 型号Model | 规格Specification |
|----------|-----------------|
| BIBT-675 | 675*475*1800mm |



72型输液车

Model 72 IV Treatment Trolley

| 型号Model | 规格Specification |
|-----------------|-----------------|
| BITT-63072C3/D3 | 630*470*920mm |
| BITT-67372C3/D3 | 673*480*920mm |

- 车体主要由塑、铝、钢结构组成;
- ABS注塑模具成型工艺台面, 易清洁;
- 四柱承重;
- C 型为铝合金柱, D 型为塑钢柱。
- Mainly made of plastic, aluminum and steel;
- ABS top board, easy to clean;
- Four columns;
- C means: aluminum columns,
D means: plastic-steel columns.

07型输液车

Model 07 IV Treatment Trolley

| 型号Model | 规格Specification |
|-------------|-----------------|
| BITT-93007C | 930*450*920mm |

- 主体材质采用冷钢喷塑件;
- 适应于病区护理;
- 左右两侧配有不锈钢扶手, 既美观又适用。
- Cold rolling steel frame with powder coated;
- Two sides with SUS push handle.



器械柜

Medical Cupboard

| 型号Model | 规格Specification |
|----------|-----------------|
| BIBT-675 | 675*475*1800mm |



56型晨间护理车

Model 56 Laundry Collecting Trolley



| 型号Model | 规格Specification |
|--------------|-----------------|
| BLCT-988561J | 988*541*936mm |

- 全车由优质冷拉钢材加工喷塑而成;
- 污物袋可随扶手放下时收起, 减少占用空间;
- 下部托架可抽拉。
- Steel frame with plastic coated;
- The right part can be folded for saving space.

| 型号Model | 规格Specification |
|--------------|-----------------|
| BLCT-100561J | 1005*540*936mm |

- 全车由优质冷拉钢材加工喷塑而成;
- 三层储物平台;
- 超大污物袋。
- Steel frame with plastic coated;
- Three shelves for storage;
- 1 bag for waster.



| 型号Model | 规格Specification |
|--------------|-----------------|
| BLCT-118561J | 1185*570*936mm |

- 全车由优质冷拉钢材加工喷塑而成;
- 三层储物平台;
- 超大污物袋。
- Steel frame with plastic coated;
- Three shelves for storage;
- 1 bag for waster.



32型晨间护理车

Model 32 Laundry Collecting Trolley



| 型号Model | 规格Specification |
|-------------|-----------------|
| BLCT-98832J | 988*541*936mm |

- 全车由优质冷拉钢材加工喷塑而成;
- 三层储物平台;
- 超大污物袋。
- Steel frame with plastic coated.
- Three shelves for storage;
- 1 bag for waster.

56型污物车

Model 56 Waste Collecting Trolley



| 型号Model | 规格Specification |
|------------|-----------------|
| BWT-80056J | 800*590*890mm |

- 产品设计新颖，结构合理、可靠，美观大方;
- 上盖部分全部采用工程塑料注塑成型，并安装缓冲装置;
- 开启、关闭处于静音状态;
- 污物袋内口可放置塑料袋，方便、卫生。
- Steel frame with plastic coated;
- Big bag for waster, include a buffer system;
- Noiseless operation;
- With ABS plastic lid.

| 型号Model | 规格Specification |
|------------|-----------------|
| BWT-58856J | 588*428*890mm |

- 产品设计新颖，结构合理、可靠，美观大方;
- 上盖部分全部采用工程塑料注塑成型，并安装缓冲装置;
- 开启、关闭处于静音状态;
- 污物袋内口可放置塑料袋，方便、卫生。

- Steel frame with plastic coated;
- Big bag for waster, include a buffer system;
- Noiseless operation;
- With ABS plastic lid.



12型病历车

Model 12 Case History Trolley



| 型号Model | 规格Specification |
|---------|-----------------|
| BCHT121 | 415*415*1130mm |
| BCHT122 | 730*415*1130mm |

- 车体主要由塑、铝、钢结构组成;
- ABS注塑模具成型工艺台面, 易清洁;
- 可根据用户需要增减格数;
- 侧边上有醒目的标签, 便于病例管理;
- 高质量的铝合金柱子;
- 豪华静音脚轮 (2个带刹车);
- CHT121----单排病历车
CHT122-----双排病历车
- Mainly made of plastic, aluminum and steel;
- ABS top board, easy to clean;
- Aluminum columns;
- Luxurious casters(2 with brakes);
- CHT121-----single row
CHT122-----double rows

03型方型病历车

Model 03 Case History Trolley



| 型号Model | 规格Specification |
|---------|-----------------|
| BCHT032 | 730*410*1050mm |

双排50格带抽, 静音脚轮(2个带刹车)
 Double rows, 50 layers with 2 drawers, noiseless casters(2 with brakes)



| 型号Model | 规格Specification |
|---------|-----------------|
| BCHT031 | 385*410*1050mm |

单排25格带抽, 静音脚轮(2个带刹车)
 Single row, 25 layers with a drawer, noiseless casters(2 with brakes)

05型方型病历车

Model 05 Case History Trolley



| 型号Model | 规格Specification |
|---------|-----------------|
| BCHT052 | 730*410*1050mm |

双排50格带抽, 静音脚轮(2个带刹车)
 Double rows, 50 layers with 2 drawers, noiseless casters(2 with brakes)



| 型号Model | 规格Specification |
|---------|-----------------|
| BCHT051 | 385*410*1050mm |

单排25格带抽, 静音脚轮(2个带刹车)
 Single row, 25 layers with a drawer, noiseless casters(2 with brakes)

06型病历车

Model 06 Case History Trolley



| 型号Model | 规格Specification |
|---------|-----------------|
| BCHT062 | 730*410*1080mm |

双排50格带抽, 静音脚轮(2个带刹车)
 Double rows, 50 layers with a drawer, noiseless casters(2 with brakes)



| 型号Model | 规格Specification |
|---------|-----------------|
| BCHT061 | 385*410*1080mm |

单排25格带抽, 静音脚轮(2个带刹车)
 Single row, 25 layers with a drawer, noiseless casters(2 with brakes)

01型方型病历车

Model 01 Case History Trolley



| 型号Model | 规格Specification |
|---------|-----------------|
| BCHT012 | 610*410*980mm |

双排50格带抽，静音脚轮(2个带刹车)
 Double rows, 50 layers with 2 drawers, noiseless casters(2 with brakes)



| 型号Model | 规格Specification |
|---------|-----------------|
| BCHT011 | 385*335*950mm |

单排25格带抽，静音脚轮(2个带刹车)
 Single row, 25 layers with a drawer, noiseless casters(2 with brakes)



| 型号Model | 规格Specification |
|----------|-----------------|
| BCHT0121 | 610*410*980mm |

双排50格带抽，静音脚轮(2个带刹车)
 Double rows, 50 layers with 2 drawers, noiseless casters(2 with brakes)



| 型号Model | 规格Specification |
|----------|-----------------|
| BCHT0111 | 385*335*950mm |

单排25格带抽，静音脚轮(2个带刹车)
 Single row, 25 layers with a drawer, noiseless casters(2 with brakes)

02型弧形病历车

Model 02 Case History Trolley



| 型号Model | 规格Specification |
|---------|-----------------|
| BCHT022 | 750*410*980mm |

双排50格带抽，静音脚轮(2个带刹车)
 Double rows, 50 layers with 2 drawers, noiseless casters(2 with brakes)



| 型号Model | 规格Specification |
|---------|-----------------|
| BCHT021 | 450*410*950mm |

单排25格带抽，静音脚轮(2个带刹车)
 Single row, 25 layers with a drawer, noiseless casters(2 with brakes)



| 型号Model | 规格Specification |
|----------|-----------------|
| BCHT0222 | 750*410*980mm |

双排50格带抽，静音脚轮(2个带刹车)
 Double rows, 50 layers with 2 drawers, noiseless casters(2 with brakes)



| 型号Model | 规格Specification |
|----------|-----------------|
| BCHT0212 | 450*410*950mm |

单排25格带抽，静音脚轮(2个带刹车)
 Single row, 25 layers with a drawer, noiseless casters(2 with brakes)

CASE HISTORY TROLLEY 病历车



急救科、护理部用品

02型弧形病历车

Model 02 Case History Trolley



| 型号Model | 规格Specification |
|----------|-----------------|
| BCHT0221 | 750*410*980mm |

双排50格带抽，静音脚轮(2个带刹车)
Double rows, 50 layers with 2 drawers, noiseless casters(2 with brakes)



| 型号Model | 规格Specification |
|----------|-----------------|
| BCHT0211 | 450*410*950mm |

单排25格带抽，静音脚轮(2个带刹车)
Single row, 25 layers with a drawer, noiseless casters(2 with brakes)

08型弧形病历车

Model 08 Case History Trolley



| 型号Model | 规格Specification |
|---------|-----------------|
| BCHT082 | 750*410*980mm |

双排50格带抽，静音脚轮(2个带刹车)
Double rows, 50 layers with 2 drawers, noiseless casters(2 with brakes)



| 型号Model | 规格Specification |
|---------|-----------------|
| BCHT081 | 450*410*950mm |

单排25格带抽，静音脚轮(2个带刹车)
Single row, 25 layers with a drawer, noiseless casters(2 with brakes)

病历夹

Case History Folder

高强度弹簧
过敏标签
加固加厚处理
连接板分普通边和纸张加厚边
防滑落可插入标签
防划伤凸头
加深限位槽防弹簧外滑
限位槽防纸张外滑
防滑麻点
优质皮纹防滑伤

高强度弹簧
过敏标签
加固加厚处理
连接板分普通边和纸张加厚边
防滑落可插入标签
防划伤凸头
加深限位槽防弹簧外滑
限位槽防纸张外滑
防滑麻点

| 产品型号 | 产品规格 (mm) | 说明 |
|---------|-----------|---------|
| BCHF022 | 230*355 | 加厚纸型病历夹 |

| 产品型号 | 产品规格 (mm) | 说明 |
|--------|-----------|-----------|
| BCHF01 | 230*320 | 普通型 |
| BCHF02 | 230*320 | 加厚纸型病历夹 |
| BCHF03 | 320*320 | 高级加厚纸型病历夹 |



31型麻醉车

Model 31 Anesthesia Trolley



| 型号Model | 规格Specification |
|------------|-----------------|
| BAT-87031A | 870*520*1030mm |
| BAT-87031B | 870*520*1030mm |

- 车体主要由塑、铝、钢结构组成;
- ABS注塑模具成型工艺台面, 易清洁;
- 四柱承重;
- A型为铝合金柱, B型为塑钢柱。
- Mainly made of plastic, aluminum and steel;
- ABS top board, easy to clean;
- Four columns;
- A means: aluminum columns, B means: plastic-steel columns.

| 型号Model | 规格Specification |
|------------|-----------------|
| BAT-79031A | 790*480*920mm |
| BAT-79031B | 790*480*920mm |
| BAT-72031A | 720*470*920mm |
| BAT-72031B | 720*470*920mm |

- 车体主要由塑、铝、钢结构组成;
- ABS注塑模具成型工艺台面, 易清洁;
- 四柱承重;
- A型为铝合金柱, B型为塑钢柱。
- Mainly made of plastic, aluminum and steel;
- ABS top board, easy to clean;
- Four columns;
- A means: aluminum columns, B means: plastic-steel columns.



| 型号Model | 规格Specification |
|------------|-----------------|
| BAT-79031E | 790*480*920mm |
| BAT-79031F | 790*480*920mm |
| BAT-72031E | 720*470*920mm |
| BAT-72031F | 720*470*920mm |

- 车体主要由塑、铝、钢结构组成;
- ABS注塑模具成型工艺台面, 易清洁;
- 四柱承重;
- E型为铝合金柱, F型为塑钢柱。
- Mainly made of plastic, aluminum and steel;
- ABS top board, easy to clean;
- Four columns;
- E means: aluminum columns, F means: plastic-steel columns.



ANESTHESIA TROLLEY 麻醉车

31型麻醉车

Model 31 Anesthesia Trolley



| 型号Model | 规格Specification |
|------------|-----------------|
| BAT-87031E | 870*520*1030mm |
| BAT-87031F | 870*520*1030mm |

- 车体主要由塑、铝、钢结构组成;
- ABS注塑模具成型工艺台面, 易清洁;
- 四柱承重;
- E型为铝合金柱, F型为塑钢柱。
- Mainly made of plastic, aluminum and steel;
- ABS top board, easy to clean;
- Four columns;
- E means: aluminum columns, F means: plastic-steel columns.

23型麻醉车

Model 23 Anesthesia Trolley



| 型号Model | 规格Specification |
|------------|-----------------|
| BAT-78023A | 780*475*1000mm |
| BAT-78023B | 780*475*1000mm |

- 车体主要由塑、铝、钢结构组成;
- 飞燕式整体ABS注塑模具成型工艺台面, 易清洁;
- 双锁钩防滑出、锁定机构模具成型抽屉, 整体可锁;
- 双柱承重;
- 特大号35L脚踏式污物桶。
- A型为铝合金柱, B型为塑钢柱。
- Mainly made of plastic, aluminum and steel;
- Swallow-flying-style ABS top board, easy to clean;
- Self-locking;
- Two columns;
- Dust basket with foot pedal (volume: 35L);
- A means: aluminum columns, B means: plastic-steel columns.

21型麻醉车

Model 21 Anesthesia Trolley



| 型号Model | 规格Specification |
|------------|-----------------|
| BAT-82021B | 820*520*950mm |

- 车体主要由塑、铝、钢结构组成;
- ABS注塑模具成型工艺台面, 易清洁;
- 四柱承重;
- B型为塑钢柱。
- Mainly made of plastic, aluminum and steel;
- ABS top board, easy to clean;
- Four columns;
- B means: plastic-steel columns.

01型麻醉车

Model D1 Anesthesia Trolley



| 型号Model | 规格Specification |
|------------|-----------------|
| BAT-85001A | 850*520*950mm |
| BAT-85001B | 850*520*950mm |

- 车体主要由塑、铝、钢结构组成;
- ABS注塑模具成型工艺台面, 易清洁;
- 四柱承重;
- A型为铝合金柱, B型为塑钢柱。
- Mainly made of plastic,aluminum and steel;
- ABS top board,easy to clean;
- Four columns;
- A means:aluminum columns, B means:plastic-steel columns.

| 型号Model | 规格Specification |
|------------|-----------------|
| BAT-85001E | 850*520*950mm |
| BAT-85001F | 850*520*950mm |

- 车体主要由塑、铝、钢结构组成;
- ABS注塑模具成型工艺台面, 易清洁;
- 四柱承重;
- E型为铝合金柱, F型为塑钢柱。
- Mainly made of plastic,aluminum and steel;
- ABS top board,easy to clean;
- Four columns;
- E means:aluminum columns, F means:plastic-steel columns.



| 型号Model | 规格Specification |
|------------|-----------------|
| BAT-80001A | 800*495*920mm |
| BAT-80001B | 800*495*920mm |
| BAT-75001A | 750*475*920mm |
| BAT-75001B | 750*475*920mm |

- 车体主要由塑、铝、钢结构组成;
- ABS注塑模具成型工艺台面, 易清洁;
- 四柱承重;
- A型为铝合金柱, B型为塑钢柱。
- Mainly made of plastic,aluminum and steel;
- ABS top board,easy to clean;
- Four columns;
- A means:aluminum columns, B means:plastic-steel columns.



01型麻醉车

Model 01 Anesthesia Trolley

| 型号Model | 规格Specification |
|------------|-----------------|
| BAT-80001E | 800*495*920mm |
| BAT-80001F | 800*495*920mm |
| BAT-75001E | 750*475*920mm |
| BAT-75001F | 750*475*920mm |

- 车体主要由塑、铝、钢结构组成；
 - ABS注塑模具成型工艺台面，易清洁；
 - 四柱承重；
 - E型为铝合金柱，F型为塑钢柱。
- Mainly made of plastic, aluminum and steel;
 - ABS top board, easy to clean;
 - Four columns;
 - E means: aluminum columns, F means: plastic-steel columns.



25型麻醉车

Model 25 Anesthesia Trolley



| 型号Model | 规格Specification |
|------------|-----------------|
| BAT-61025E | 610*470*920mm |
| BAT-61025F | 610*470*920mm |
| BAT-66025E | 660*500*920mm |
| BAT-66025F | 660*500*920mm |

- 车体主要由塑、铝、钢结构组成；
 - ABS注塑模具成型工艺台面上加304不锈钢，易清洁；
 - 四柱承重；
 - E型为铝合金柱，F型为塑钢柱。
- Mainly made of plastic, aluminum and steel;
 - ABS top board is covered with SUS304, easy to clean;
 - Four columns;
 - E means: aluminum columns, F means: plastic-steel columns.

| 型号Model | 规格Specification |
|------------|-----------------|
| BAT-61025A | 610*470*920mm |
| BAT-61025B | 610*470*920mm |
| BAT-66025A | 660*500*920mm |
| BAT-66025B | 660*500*920mm |

- 车体主要由塑、铝、钢结构组成；
 - ABS注塑模具成型工艺台面上加304不锈钢，易清洁；
 - 四柱承重；
 - A型为铝合金柱，B型为塑钢柱。
- Mainly made of plastic, aluminum and steel;
 - ABS top board is covered with SUS304, easy to clean;
 - Four columns;
 - A means: aluminum columns, B means: plastic-steel columns.



手术室、麻醉科用品

03型麻醉车

Model 03 Anesthesia Trolley



| 型号Model | 规格Specification |
|------------|-----------------|
| BAT-87003A | 870*520*950mm |
| BAT-87003B | 870*520*950mm |
| BAT-79003A | 790*480*920mm |
| BAT-79003B | 790*480*920mm |

- 车体主要由塑、铝、钢结构组成;
- ABS注塑模具成型工艺台面, 易清洁;
- 双柱承重;
- A型为铝合金柱, B型为塑钢柱。
- Mainly made of plastic, aluminum and steel;
- ABS top board, easy to clean;
- Two columns;
- A means: aluminum columns, B means: plastic-steel columns.

13型麻醉车

Model 13 Anesthesia Trolley



| 型号Model | 规格Specification |
|------------|-----------------|
| BAT-62813A | 628*475*920mm |
| BAT-62813B | 628*475*920mm |
| BAT-67813A | 678*480*920mm |
| BAT-67813B | 678*480*920mm |

- 车体主要由塑、铝、钢结构组成;
- ABS注塑模具成型工艺台面, 易清洁;
- 双柱承重;
- A型为铝合金柱, B型为塑钢柱。
- Mainly made of plastic, aluminum and steel;
- ABS top board, easy to clean;
- Two columns;
- A means: aluminum columns, B means: plastic-steel columns.

32型麻醉车

Model 32 Anesthesia Trolley



| 型号Model | 规格Specification |
|-------------|-----------------|
| BAT-66032A1 | 660*470*920mm |

- 车体主要材质采用冷钢喷塑件。
- 底部带两个悬挂式污物桶, 可水平旋转。
- Mainly made of cold rolling steel frame with powder coated;



ANESTHESIA TROLLEY 麻醉车

32型麻醉车

Model 32 Anesthesia Trolley



| 型号Model | 规格Specification |
|------------|-----------------|
| BAT-62032A | 620*475*920mm |

- 车体主要材质采用冷钢喷塑件。
- Mainly made of cold rolling steel frame with powder coated;

12型麻醉车

Model 12 Anesthesia Trolley



| 型号Model | 规格Specification |
|------------|-----------------|
| BAT-62512A | 625*475*920mm |
| BAT-62512B | 625*475*920mm |
| BAT-67312A | 673*480*920mm |
| BAT-67312B | 673*480*920mm |

- 车体主要由塑、铝、钢结构组成;
- ABS注塑模具成型工艺台面, 易清洁;
- 四柱承重;
- A型为铝合金柱, B型为塑钢柱。
- Mainly made of Plastic, aluminum and steel;
- ABS top board, easy to clean;
- Four columns;
- A means: aluminum columns, B means: plastic-steel columns.

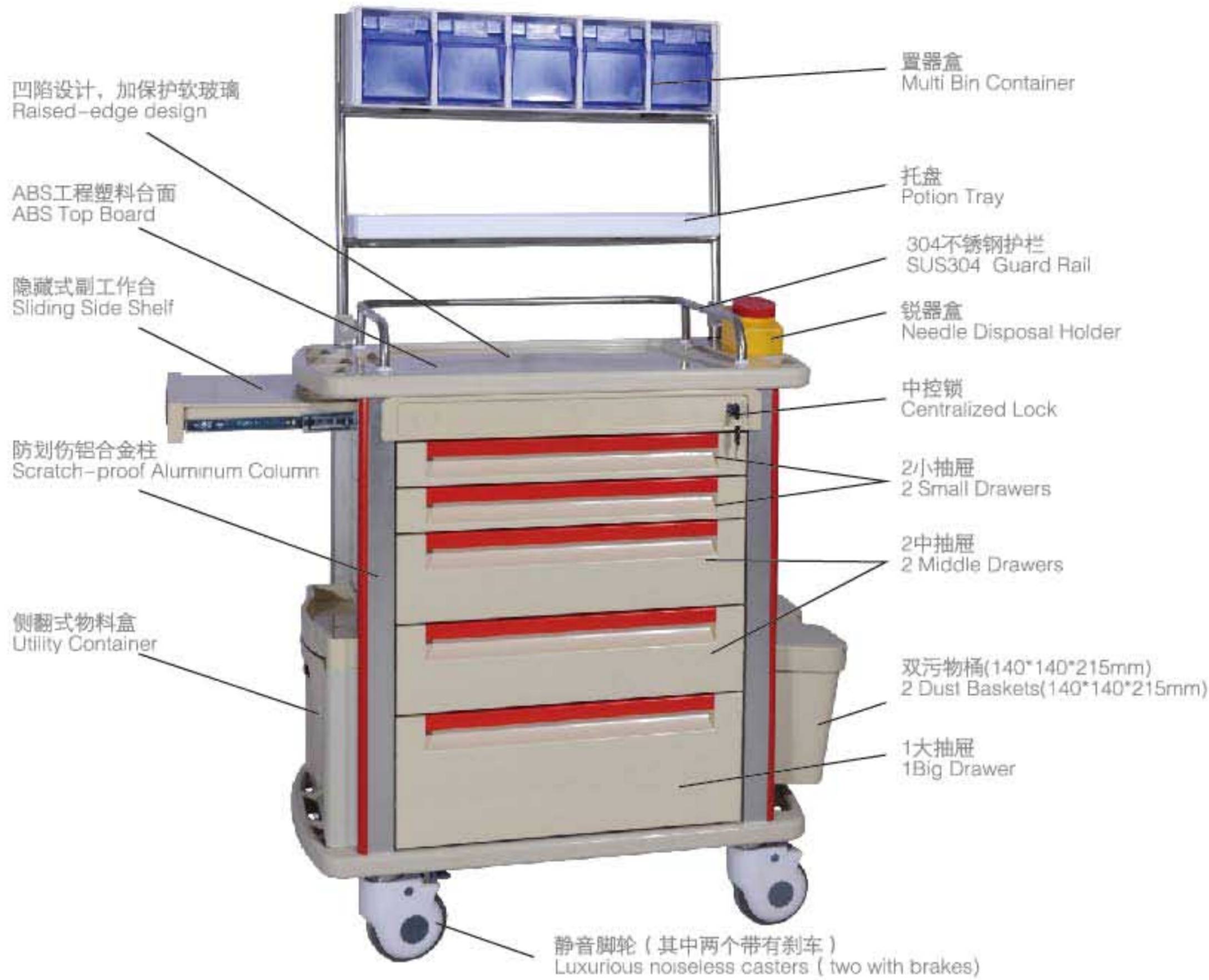
| 型号Model | 规格Specification |
|------------|-----------------|
| BAT-62512E | 625*475*920mm |
| BAT-62512F | 625*475*920mm |
| BAT-67312E | 673*480*920mm |
| BAT-67312F | 673*480*920mm |

- 车体主要由塑、铝、钢结构组成;
- ABS注塑模具成型工艺台面, 易清洁;
- 四柱承重;
- E型为铝合金柱, F型为塑钢柱。
- Mainly made of Plastic, aluminum and steel;
- ABS top board, easy to clean;
- Four columns;
- E means: aluminum columns, F means: plastic-steel columns.



02型麻醉车

Model 02 Anesthesia Trolley



| 型号Model | 规格Specification |
|------------|-----------------|
| BAT-85002A | 850*520*950mm |
| BAT-85002B | 850*520*950mm |
| BAT-80002A | 800*495*920mm |
| BAT-80002B | 800*495*920mm |
| BAT-75002A | 750*475*920mm |
| BAT-75002B | 750*475*920mm |

- 车体主要由塑、铝、钢结构组成;
- ABS注塑模具成型工艺台面, 易清洁;
- 四柱承重;
- A型为铝合金柱, B型为塑钢柱。
- Mainly made of plastic, aluminum and steel;
- ABS top board, easy to clean;
- Four columns;
- A means: aluminum columns, B means: plastic-steel columns.

| 型号Model | 规格Specification |
|------------|-----------------|
| BAT-85002E | 850*520*950mm |
| BAT-85002F | 850*520*950mm |
| BAT-80002E | 800*495*920mm |
| BAT-80002F | 800*495*920mm |
| BAT-75002E | 750*475*920mm |
| BAT-75002F | 750*475*920mm |

- 车体主要由塑、铝、钢结构组成;
- ABS注塑模具成型工艺台面, 易清洁;
- 四柱承重;
- E型为铝合金柱, F型为塑钢柱。
- Mainly made of plastic, aluminum and steel;
- ABS top board, easy to clean;
- Four columns;
- E means: aluminum columns, F means: plastic-steel columns.



A NESTHESIA TROLLEY 麻醉车

16型麻醉车

Model 16 Anesthesia Trolley



| 型号Model | 规格Specification |
|--------------|-----------------|
| BAT-67516A/B | 675*475*920mm |
| BAT-74616A/B | 746*526*950mm |

- 车体主要由塑、铝、钢结构组成;
- ABS注塑模具成型工艺台面, 易清洁;
- 四柱承重;
- A型为铝合金柱, B型为塑钢柱。

- Mainly made of Plastic, aluminum and steel;
- ABS top board, easy to clean;
- Four columns;
- A means: aluminum columns, B means: plastic-steel columns.

| 型号Model | 规格Specification |
|--------------|-----------------|
| AT-67516E/F | 675*475*920mm |
| BAT-74616E/F | 746*526*950mm |

- 车体主要由塑、铝、钢结构组成;
- ABS注塑模具成型工艺台面, 易清洁;
- 四柱承重;
- E型为铝合金柱, F型为塑钢柱。

- Mainly made of Plastic, aluminum and steel;
- ABS top board, easy to clean;
- Four columns;
- E means: aluminum columns, F means: plastic-steel columns.



56型麻醉车

Model 56 Anesthesia Trolley

| 型号Model | 规格Specification |
|-------------|-----------------|
| BAT-115056J | 1070*410*925mm |
| BAT-115056S | 1070*410*925mm |

- 主体材质采用冷钢喷塑件;
- 右侧辅助台面可摆放物品或进行书写;
- 多用途抽屉, 可存放不同的药品和物品;
- J型为碳钢喷塑材质, S型为ABS工程塑料材质。
- Mainly made of steel frame with plastic coated;
- Side shelf for storage or writing;
- J:Steel frame with plastic coated, S:ABS plastic.

304不锈钢护栏, 欧式护栏垫
SUS304 Guard Rail

中控锁
Centralized Lock

抽屉(Drawer):
510*360*54mm

抽屉(Drawer):
218*362*74mm

抽屉(Drawer):
510*358*72mm

抽屉(Drawer):
510*358*174mm

双污物桶
2 Dust Baskets

防撞角
Bumper Protection

辅助台板
Sliding Side Shelf

网篮
Utility Basket

静音脚轮 (其中两个带有刹车)
Luxurious noiseless casters (two with brakes)



304不锈钢护栏, 欧式护栏垫
SUS304 Guard Rail



双污物桶
2 Dust Baskets

网篮
Utility Basket

| 型号Model | 规格Specification |
|-------------|-----------------|
| BAT-61056J2 | 610*410*890mm |
| BAT-61056S2 | 610*410*890mm |

- 主体材质采用冷钢喷塑件;
- 多用途抽屉, 可存放不同的药品和物品;
- J型为碳钢喷塑材质, S型为ABS工程塑料材质。
- Mainly made of steel frame with plastic coated;
- J:Steel frame with plastic coated, S:ABS plastic.

56型麻醉车

Model 56 Anesthesia Trolley



| 型号Model | 规格Specification |
|-------------|-----------------|
| BAT-61056J3 | 610*410*970mm |
| BAT-61056S3 | 610*410*970mm |

- 主体材质采用钢塑件;
- 多用途抽屉, 可存放不同的药品和物品;
- J型为碳钢喷塑材质, S型为ABS工程塑料材质。
- Mainly made of steel frame with plastic coated;
- J:Steel frame with plastic coated, S:ABS plastic.



| 型号Model | 规格Specification |
|-------------|-----------------|
| BAT-61056J5 | 610*410*960mm |
| BAT-61056S5 | 610*410*960mm |

- 主体材质采用钢塑件;
- 多用途抽屉, 可存放不同的药品和物品;
- J型为碳钢喷塑材质, S型为ABS工程塑料材质。
- Mainly made of steel frame with plastic coated;
- J:Steel frame with plastic coated, S:ABS plastic.



| 型号Model | 规格Specification |
|-------------|-----------------|
| BAT-61056J6 | 610*410*960mm |
| BAT-61056S6 | 610*410*960mm |

- 主体材质采用钢塑件
- 多用途抽屉, 可存放不同的药品和物品;
- J型为碳钢喷塑材质, S型为ABS工程塑料材质。
- Mainly made of steel frame with plastic coated;
- J:Steel frame with plastic coated, S:ABS plastic.

72型麻醉车

Model 72 Anesthesia Trolley



| 型号Model | 规格Specification |
|------------|-----------------|
| BAT-63072A | 630*470*920mm |
| BAT-63072B | 630*470*920mm |
| BAT-67372A | 673*480*920mm |
| BAT-67372B | 673*480*920mm |

- 车体主要由塑、铝、钢结构组成;
- ABS注塑模具成型工艺台面, 易清洁;
- 四柱承重;
- A型为铝合金柱, B型为塑钢柱。
- Mainly made of plastic, aluminum and steel;
- ABS top board, easy to clean;
- Four columns;
- A means: aluminum columns, B means: plastic-steel columns.

| 型号Model | 规格Specification |
|------------|-----------------|
| BAT-63072E | 630*470*920mm |
| BAT-63072F | 630*470*920mm |
| BAT-67372E | 673*480*920mm |
| BAT-67372F | 673*480*920mm |

- 车体主要由塑、铝、钢结构组成;
- ABS注塑模具成型工艺台面, 易清洁;
- 四柱承重;
- E型为铝合金柱, F型为塑钢柱。
- Mainly made of plastic, aluminum and steel;
- ABS top board, easy to clean;
- Four columns;
- E means: aluminum columns, F means: plastic-steel columns.



05型麻醉车

Model 05 Anesthesia Trolley



| 型号Model | 规格Specification |
|------------|-----------------|
| BAT-62005A | 650*550*1000mm |

- 车体主要由塑、铝、钢结构组成;
- ABS注塑模具成型工艺台面, 易清洁;
- 四柱承重;
- A型为铝合金柱。
- Mainly made of plastic, aluminum and steel;
- ABS top board, easy to clean;
- Four columns;
- A means: aluminum columns.

ANESTHESIA TROLLEY 麻醉车

56型麻醉车

Model 56 Anesthesia Trolley

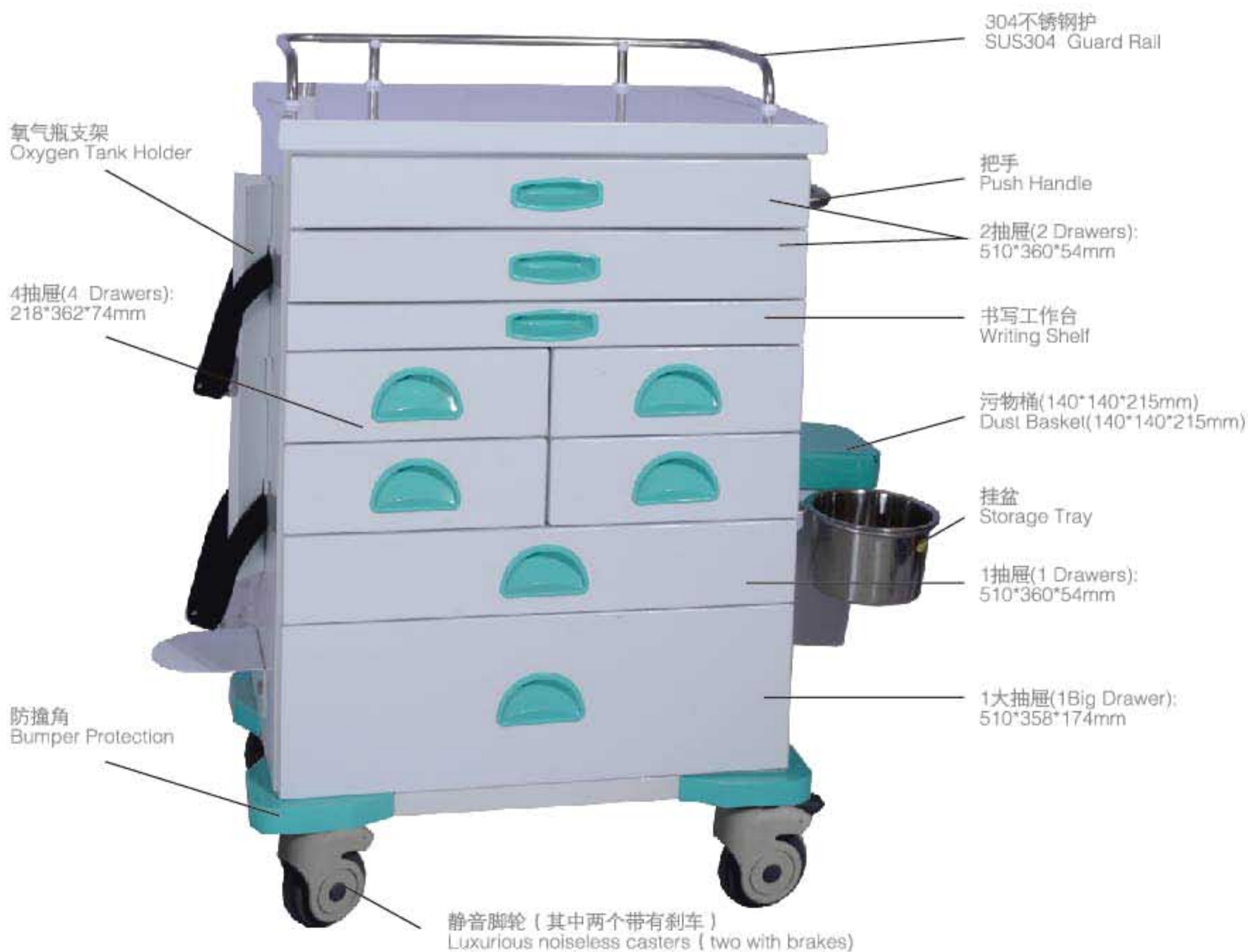


| 型号Model | 规格Specification |
|------------|-----------------|
| BCT-60023J | 600*460*1000mm |

- 车体主要材质采用冷钢喷塑件。
- ABS注塑模具成型工艺台面，耐磨、防渗透、易清洁。
- 底部带两个悬挂式污物桶，可水平旋转。
- J型为碳钢喷塑材质
- Mainly made of cold rolling steel frame with powder coated;
- ABS top board, easy to clean;
- J: cold rolling steel frame with powder coated

56型麻醉车

Model 56 Anesthesia Trolley



| 型号Model | 规格Specification |
|-------------|-----------------|
| BAT-61056J1 | 610*410*960mm |
| BAT-61056S1 | 610*410*960mm |

- 主体材质采用冷钢喷塑件；
- 多用途抽屉，可存放不同的药品和物品；
- J型为碳钢喷塑材质，S型为ABS工程塑料材质。
- Mainly made of steel frame with plastic coated;
- J: Steel frame with plastic coated, S: ABS plastic.



28型麻醉车

Model 28 Anesthesia Trolley



| 型号Model | 规格Specification |
|-----------|-----------------|
| BAT-93028 | 930*535*950mm |

外观尺寸(Overall Dimensions): 1050*550*950/1630mm

- 车体主要由塑、铝、钢结构组成;
- 大型模具成型工艺台面, 易清洁;
- 双锁钩防滑出、锁定机构模具成型抽屉, 整体可锁;
- 污物桶;
- 车体承重。
- Mainly made of plastic, aluminum and steel;
- ABS top board, easy to clean;
- Self-locking;
- Dust Baskets;
- Body Bearing

定制车

Customized Trolley

| 型号Model | 规格Specification |
|--------------|-----------------|
| BDZ-67516A/B | 675*475*920mm |
| BDZ-74616A/B | 746*526*950mm |

- 车体主要由塑、铝、钢结构组成;
- ABS注塑模具成型工艺台面, 易清洁;
- 四柱承重;
- A型为铝合金柱, B型为塑钢柱。
- Mainly made of Plastic, aluminum and steel;
- ABS top board, easy to clean;
- Four columns;
- A means: aluminum columns, B means: plastic-steel columns.

| 型号Model | 规格Specification |
|------------|-----------------|
| BDZ-62512B | 625*475*920mm |



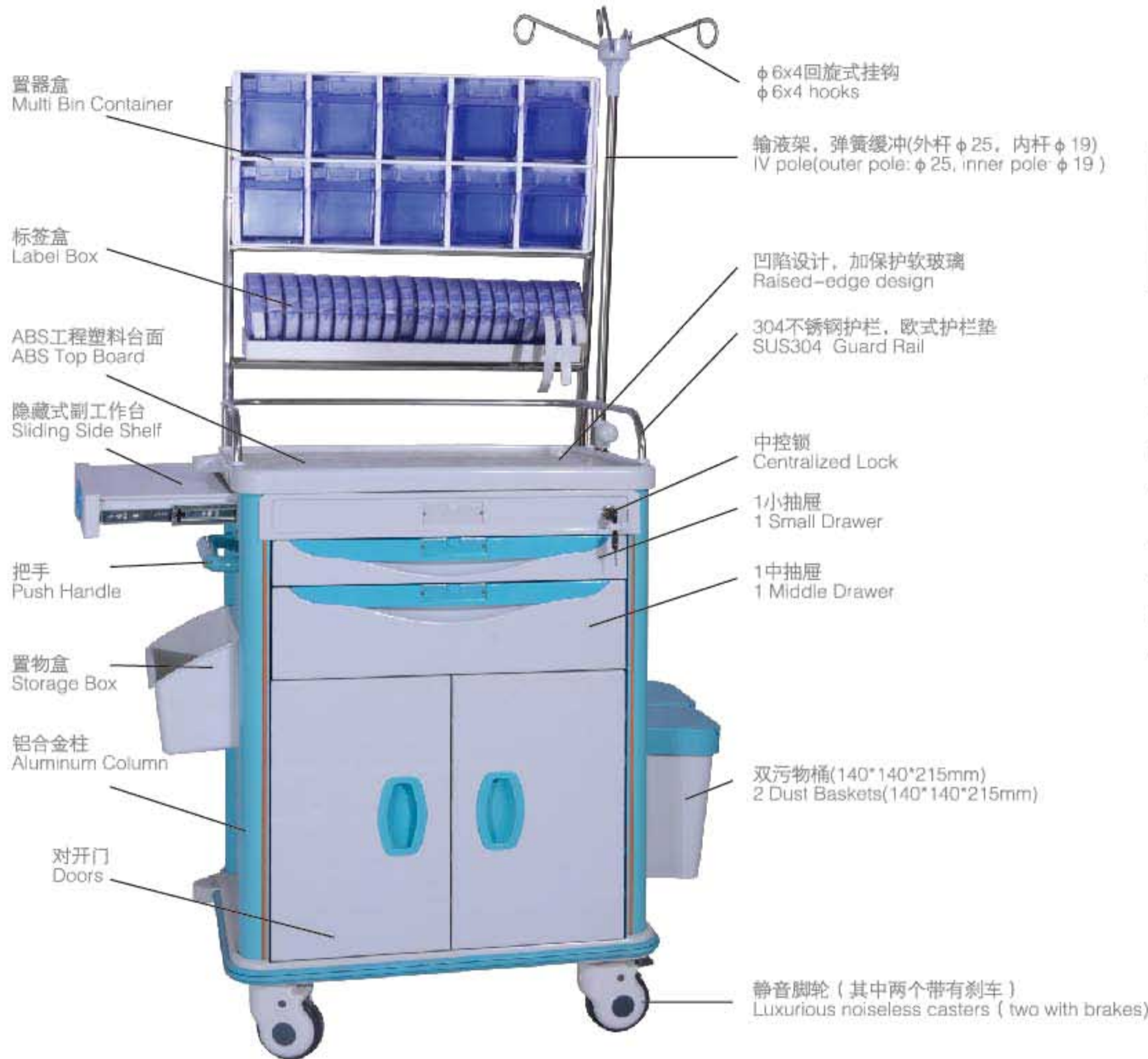
| 型号Model | 规格Specification |
|-------------|-----------------|
| BDZ-62512F1 | 625*475*920mm |



ANESTHESIA TROLLEY 麻醉车

82型麻醉车

Model 82 Anesthesia Trolley



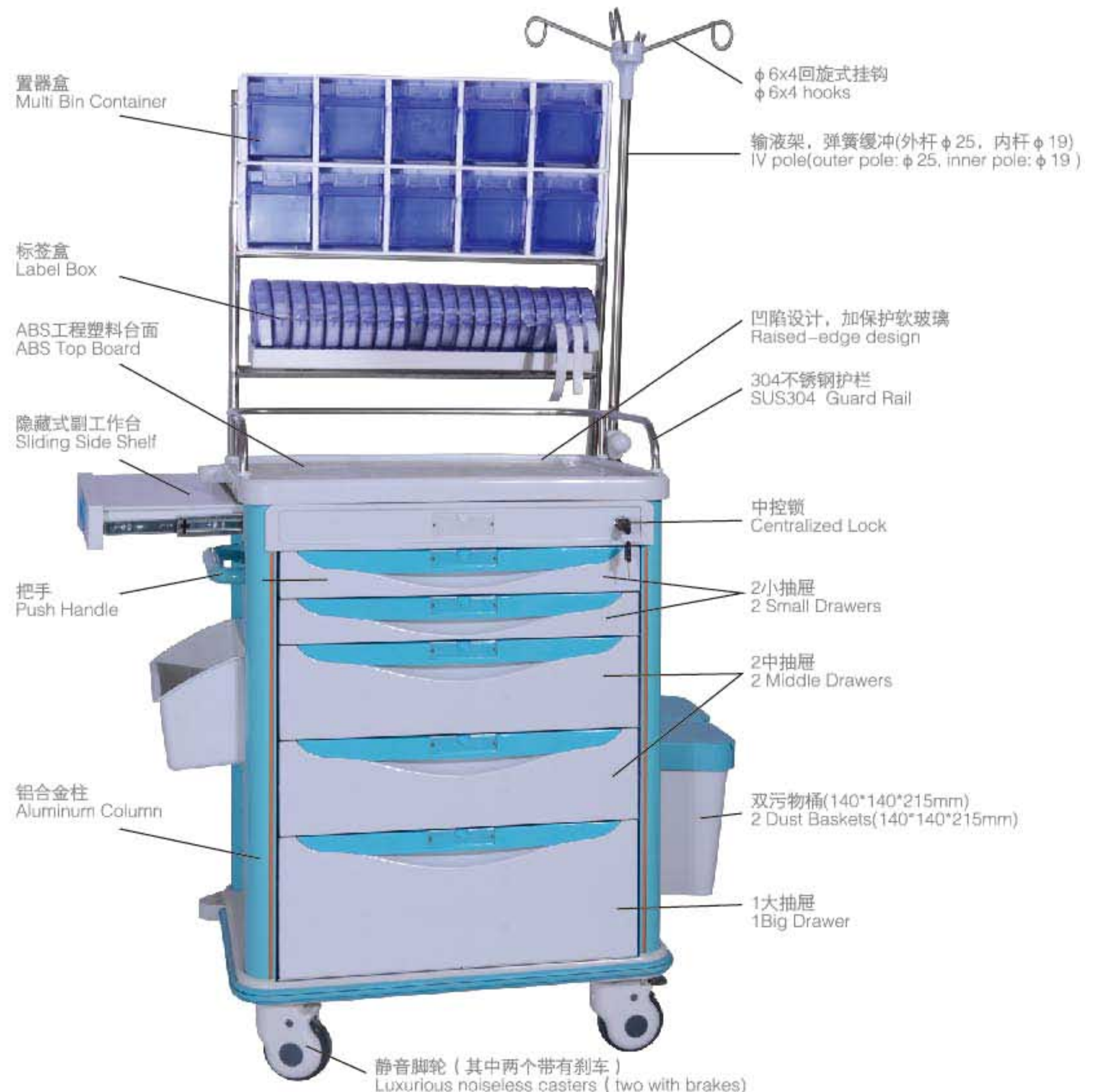
| 型号Model | 规格Specification |
|------------|-----------------|
| BAT-62582E | 625*475*920mm |
| BAT-62582F | 625*475*920mm |
| BAT-67382E | 673*480*920mm |
| BAT-67382F | 673*480*920mm |

- 车体主要由塑、铝、钢结构组成;
- ABS注塑模具成型工艺台面, 易清洁;
- 四柱承重;
- E型为铝合金柱, F型为塑钢柱。

- Mainly made of Plastic, aluminum and steel;
- ABS top board, easy to clean;
- Four columns;
- E means: aluminum columns, F means: plastic-steel columns.

| 型号Model | 规格Specification |
|------------|-----------------|
| BAT-62582A | 625*475*920mm |
| BAT-62582B | 625*475*920mm |
| BAT-67382A | 673*480*920mm |
| BAT-67382B | 673*480*920mm |

- 车体主要由塑、铝、钢结构组成;
- ABS注塑模具成型工艺台面, 易清洁;
- 四柱承重;
- A型为铝合金柱, B型为塑钢柱。
- Mainly made of Plastic, aluminum and steel;
- ABS top board, easy to clean;
- Four columns;
- A means: aluminum columns, B means: plastic-steel columns.



07型急救车

Model 07 Emergency Trolley



| 型号Model | 规格Specification |
|------------|-----------------|
| BET-49307J | 493*493*995mm |

- 主体材质采用钢塑件;
- ABS 抽屉;
- 抽屉标示牌插片。

- Mainly made of steel frame with plastic coated;
- ABS drawer;
- Label cards for drawers.

07型治疗车

Model 07 Clinical Trolley



| 型号Model | 规格Specification |
|------------|-----------------|
| BCT-62507C | 625*475*920mm |



| 型号Model | 规格Specification |
|-------------|-----------------|
| BCT-62507C1 | 625*475*920mm |

07型护理车

Model 07 Nursing Trolley



| 型号Model | 规格Specification |
|------------|-----------------|
| BNT-75807J | 758*493*1030mm |



| 型号Model | 规格Specification |
|-------------|-----------------|
| BNT-75807J1 | 758*493*1030mm |

07型病历车

Model 07 Case History Trolley



| 型号Model | 规格Specification |
|---------|-----------------|
| BCHT071 | 493*493*1110mm |

- 单排25格, 静音脚轮 (2个带刹车)
- Single row, 25 layers
- Noiseless casters (2 with brakes)

OPERATION CONNECTING TROLLEY
对接车



踩脚凳、平板车、不锈钢系列

对接车

Operation Connecting Trolley

| 型号Model | 规格Specification |
|---------|--------------------|
| BD26A | 3655*645*640/970mm |



豪华升降平车

Luxurious Rise-and-Fall Stretcher Cart



| 型号Model | 规格Specification |
|---------|------------------------|
| BD111 | 1900*640/730*540/840mm |

踩脚凳

Footstool



医用平板车

Medical Flat Trolley



| 型号Model | 规格Specification |
|---------|-----------------|
| BMFT-01 | 900*600mm |
| BMFT-02 | 700*500mm |

- 平板采用PP 材料;
- 车架及扶手采用不锈钢圆管或钢管喷塑。
- Board is made of PP material.
- Frame and handle are made of SUS pipe or steel pipe with plastic spray.

不锈钢系列

Stainless Steel Series



| 型号Model | 规格Specification |
|------------|-----------------|
| BSUS-81057 | 810*400*1006mm |

台面尺寸(Working Table): 670*400mm



不锈钢系列

Stainless Steel Series



| 型号Model | 规格Specification |
|-------------|-----------------|
| BSUS-60057D | 600*430*880mm |



| 型号Model | 规格Specification |
|------------|-----------------|
| BSUS-60057 | 600*430*880mm |



| 型号Model | 规格Specification |
|-------------|-----------------|
| BSUS-65557T | 655*405*850mm |



| 型号Model | 规格Specification |
|------------|-----------------|
| BSUS-66057 | 660*440*960mm |



| 型号Model | 规格Specification |
|-------------|----------------------|
| BSUS-76057T | 760*600*(860mm~1180) |



| 型号Model | 规格Specification |
|------------|-----------------|
| BSUS-92057 | 920*580*870 |



| 型号Model | 规格Specification |
|-------------|-----------------|
| BSUS-150057 | 1500*640*880mm |



| 型号Model | 规格Specification |
|------------|-----------------|
| BSUS-96057 | 960*545*850mm |

不锈钢系列

Stainless Steel Series



| 型号Model | 规格Specification |
|------------|-----------------|
| BSUS-63057 | 630*400*680mm |



| 型号Model | 规格Specification |
|------------|-----------------|
| BSUS-48057 | 480*320*870mm |



| 型号Model | 规格Specification |
|------------|-----------------|
| BSUS-48057 | 480*320*900mm |



| 型号Model | 规格Specification |
|------------|-----------------|
| BSUS-99557 | 995*595*900mm |
| BSUS-80557 | 805*455*800mm |



| 型号Model | 规格Specification |
|------------|-----------------|
| BSUS-67057 | 670*410*1200mm |



| 型号Model | 规格Specification |
|-------------|-----------------|
| BSUS-80057D | 800*450*915mm |

手术凳

Operation stool



| 型号Model | 规格Specification |
|------------|-----------------|
| BSUS-76057 | 760*410*1080mm |
| BSUS-41057 | 410*410*1080mm |

BSUS-76057 — 50 layers with two drawers
BSUS-41057 — 25 layers with a drawer



| 型号Model | 规格Specification |
|------------|-----------------|
| BSUS-31057 | Φ310*610-750mm |

脚踏桶

Kick bucket



| 型号Model | 规格Specification |
|-------------|-----------------|
| BSUS-41057T | 410*320mm |

不锈钢系列

Stainless Steel Series



| 型号Model | 规格Specification |
|------------|-----------------|
| BSUS-80057 | 800*500*800mm |



| 型号Model | 规格Specification |
|------------|-----------------|
| BSUS-59557 | 595*395*725mm |



| 型号Model | 规格Specification |
|------------|-----------------|
| BSUS-82057 | 820*500*920mm |



| 型号Model | 规格Specification |
|--------------|-----------------|
| BSUS-60057DT | 600*430*880mm |



| 型号Model | 规格Specification |
|------------|-----------------|
| BSUS-93557 | 935*550*970mm |



| 型号Model | 规格Specification |
|-------------|-----------------|
| BSUS-106557 | 1065*546*970mm |



| 型号Model | 规格Specification |
|-------------|-----------------|
| BSUS-187057 | 1870*640*775mm |



| 型号Model | 规格Specification |
|-------------|-----------------|
| BSUS- 57057 | 570*450*1000mm |



| 型号Model | 规格Specification |
|-------------|-----------------|
| BSUS- 42557 | 425*425*723mm |



| 型号Model | 规格Specification |
|-------------|-----------------|
| BSUS- 45057 | 450*380*1010mm |



| 型号Model | 规格Specification |
|-------------|-----------------|
| BSUS- 85057 | 850*450*850mm |



| 型号Model | 规格Specification |
|--------------|-----------------|
| BSUS- 112057 | 1120*580*900mm |
| | 900*540*850mm |
| | 680*510*800mm |



| 型号Model | 规格Specification |
|-------------|-----------------|
| BSUS- 56557 | 565*450*910mm |



| 型号Model | 规格Specification |
|--------------|-----------------|
| BSUS- 187057 | 900*460*1010mm |

不锈钢系列

Stainless Steel Series



| 型号Model | 规格Specification |
|--------------|-----------------|
| BSUS- 111057 | 1110*580*865mm |



| 型号Model | 规格Specification |
|--------------|-----------------|
| BSUS- 130057 | 1300*430*920mm |



| 型号Model | 规格Specification |
|---------------|-----------------|
| BSUS- 105057L | 1050*500*950mm |



| 型号Model | 规格Specification |
|-------------|-----------------|
| BSUS- 55057 | 550*480*860mm |



| 型号Model | 规格Specification |
|-------------|-----------------|
| BSUS- 94057 | 940*425*895mm |



| 型号Model | 规格Specification |
|--------------|-----------------|
| BSUS- 60057W | 600*600*900mm |

不锈钢系列

Stainless Steel Series



| 型号Model | 规格Specification |
|--------------|------------------|
| BSUS- 180057 | 1800*1200*1450mm |



| 型号Model | 规格Specification |
|---------------|-----------------|
| BSUS- 180057D | 1800*500*750mm |



| 型号Model | 规格Specification |
|---------------|-----------------|
| BSUS- 150057X | 1500*700*1050mm |



| 型号Model | 规格Specification |
|---------------|---------------------|
| BSUS- 180057C | 1800*700/350*1600mm |



| 型号Model | 规格Specification |
|---------------|-----------------|
| BSUS- 110057D | 1100*450*1800mm |



| 型号Model | 规格Specification |
|---------------|-----------------|
| BSUS- 110057C | 1100*450*1800mm |

儿童床

Infant/Child Bed

| 型号Model | 规格Specification |
|----------|-----------------|
| BIB-1760 | 1760*900*1300 |



婴儿车

Infant Trolley

| 型号Model | 规格Specification |
|---------|-----------------|
| BIT-900 | 900*520*900mm |



钢塑多功能推车

Steel-plastic Trolley



ABS工程塑料台面，凹陷设计，可作为治疗车、器械车、送药车使用，可拆卸机构，装箱体积小
立柱、护栏为不锈钢，静音脚轮
三折金属轨道，可增加抽屉
根据需要可配置：污物桶，洗涤盒，托盘，输液架，抽屉内也可选配药杯等，灵活性强

ABS plastic top board and raised-edge design, it can be used as clinical trolley, instrument trolley and medicine trolley. Knock-down frame and small volume
Stainless steel column and guard rail, noiseless casters
Metal track, can be adding more drawers
Dust basket, washing box, tray, IV pole and medicine cup can be optional



| MODEL NO | SPECIFICATION |
|--------------|----------------|
| BSPT82018C20 | 820*500*900 mm |
| BSPT73018C20 | 730*480*900 mm |
| BSPT67018C20 | 670*475*900 mm |
| BSPT60018C20 | 600*410*900 mm |

ABS工程塑料面板，不锈钢柱，不锈钢护栏，静音脚轮

ABS boards, Sus columns stainless steel guard rail, luxurious noiseless casters

| MODEL NO | SPECIFICATION |
|--------------|----------------|
| BSPT82018C30 | 820*500*900 mm |
| BSPT73018C30 | 730*480*900 mm |
| BSPT67018C30 | 670*475*900 mm |
| BSPT60018C30 | 600*410*900 mm |

ABS工程塑料面板，不锈钢柱，不锈钢护栏，静音脚轮

ABS boards, Sus columns stainless steel guard rail, luxurious noiseless casters

| MODEL NO | SPECIFICATION |
|--------------|----------------|
| BSPT82018C21 | 820*500*900 mm |
| BSPT73018C21 | 730*480*900 mm |
| BSPT67018C21 | 670*475*900 mm |
| BSPT60018C21 | 600*410*900 mm |

ABS工程塑料面板，不锈钢柱，不锈钢护栏，静音脚轮，一抽屉

ABS boards, Sus columns stainless steel guard rail, luxurious noiseless casters, 1 ABS drawer



| MODEL NO | SPECIFICATION |
|--------------|----------------|
| BSPT82018C31 | 820*500*900 mm |
| BSPT73018C31 | 730*480*900 mm |
| BSPT67018C31 | 670*475*900 mm |
| BSPT60018C31 | 600*410*900 mm |

ABS工程塑料面板，不锈钢柱，不锈钢护栏，静音脚轮，一抽屉

ABS boards, Sus columns stainless steel guard rail, luxurious noiseless casters, 1 ABS drawer

| MODEL NO | SPECIFICATION |
|--------------|----------------|
| BSPT82018C22 | 820*500*900 mm |
| BSPT73018C22 | 730*480*900 mm |
| BSPT67018C22 | 670*475*900 mm |
| BSPT60018C22 | 600*410*900 mm |

ABS工程塑料面板，不锈钢柱，不锈钢护栏，静音脚轮，二小抽

ABS boards, Sus columns stainless steel guard rail, luxurious noiseless casters, 2 small ABS drawers

| MODEL NO | SPECIFICATION |
|--------------|----------------|
| BSPT82018C32 | 820*500*900 mm |
| BSPT73018C32 | 730*480*900 mm |
| BSPT67018C32 | 670*475*900 mm |
| BSPT60018C32 | 600*410*900 mm |

ABS工程塑料面板，不锈钢柱，不锈钢护栏，静音脚轮，二小抽

ABS boards, Sus columns stainless steel guard rail, luxurious noiseless casters, 2 small ABS drawers

实用型多功能推车

Utility Trolley



静音脚轮，灵活无声，可配刹车
可拆卸机构，承重性强
可选配三折轨抽屉，送药盘，污物桶，置物盒

Noiseless casters, brakes (optional)
Knock-down frame, strong load-bearing
Track drawer, medicine tray, dust basket and storage box can be optional



| MODEL NO | SPECIFICATION |
|----------|---------------|
| B301A | 760X520X830mm |



| MODEL NO | SPECIFICATION |
|----------|---------------|
| B301B | 760X520X880mm |



| MODEL NO | SPECIFICATION |
|----------|---------------|
| B301C | 760X520X950mm |



| MODEL NO | SPECIFICATION |
|----------|---------------|
| B301D | 760X520X880mm |



| MODEL NO | SPECIFICATION |
|----------|---------------|
| B301G | 760X520X900mm |



| MODEL NO | SPECIFICATION |
|----------|---------------|
| B301C2 | 760X520X950mm |



| MODEL NO | SPECIFICATION |
|----------|---------------|
| B301K | 760X520X900mm |



| MODEL NO | SPECIFICATION |
|----------|---------------|
| B301C3 | 760X520X900mm |

抽屉内置药杯托盘架
Inside With The Tray For Medicine Cup



| MODEL NO | SPECIFICATION |
|----------|---------------|
| B101A | 539X366X830mm |



| MODEL NO | SPECIFICATION |
|----------|---------------|
| B101B | 539X366X880mm |



| MODEL NO | SPECIFICATION |
|----------|---------------|
| B101C | 539X366X830mm |



| MODEL NO | SPECIFICATION |
|----------|---------------|
| B101D | 539X366X880mm |



| MODEL NO | SPECIFICATION |
|----------|---------------|
| B101G | 539X366X900mm |



| MODEL NO | SPECIFICATION |
|----------|---------------|
| B101H | 539X366X950mm |



| MODEL NO | SPECIFICATION |
|----------|---------------|
| B101J | 539X366X950mm |



| MODEL NO | SPECIFICATION |
|----------|---------------|
| B101K | 539X366X900mm |



| MODEL NO | SPECIFICATION |
|----------|---------------|
| B201A | 640X456X830mm |
| B301A | 760X520X830mm |



| MODEL NO | SPECIFICATION |
|----------|---------------|
| B201B | 640X456X880mm |
| B301B | 760X520X880mm |



| MODEL NO | SPECIFICATION |
|----------|---------------|
| B201C | 640X456X830mm |
| B301C | 760X520X830mm |



| MODEL NO | SPECIFICATION |
|----------|---------------|
| B201D | 640X456X880mm |
| B301D | 760X520X880mm |



| MODEL NO | SPECIFICATION |
|----------|---------------|
| B201G | 640X456X900mm |
| B301G | 760X520X900mm |



| MODEL NO | SPECIFICATION |
|----------|---------------|
| B201H | 640X456X950mm |
| B301H | 760X520X950mm |



| MODEL NO | SPECIFICATION |
|----------|---------------|
| B201J | 640X456X950mm |
| B301J | 760X520X950mm |



| MODEL NO | SPECIFICATION |
|----------|---------------|
| B201K | 640X456X900mm |
| B301K | 760X520X900mm |

实用型多功能推车(可选色)

Utility Trolley (optional color)



| MODEL NO | SPECIFICATION |
|----------|---------------|
| B101A | 539X366X830mm |



| MODEL NO | SPECIFICATION |
|----------|---------------|
| B101B | 539X366X880mm |



| MODEL NO | SPECIFICATION |
|----------|---------------|
| B101C | 539X366X830mm |



| MODEL NO | SPECIFICATION |
|----------|---------------|
| B101D | 539X366X880mm |



| MODEL NO | SPECIFICATION |
|----------|---------------|
| B101G | 539X366X900mm |



| MODEL NO | SPECIFICATION |
|----------|---------------|
| B101H | 539X366X950mm |



| MODEL NO | SPECIFICATION |
|----------|---------------|
| B101J | 539X366X950mm |



| MODEL NO | SPECIFICATION |
|----------|---------------|
| B101K | 539X366X900mm |



| MODEL NO | SPECIFICATION |
|----------|---------------|
| B201A | 640X456X830mm |
| B301A | 760X520X830mm |



| MODEL NO | SPECIFICATION |
|----------|---------------|
| B201B | 640X456X880mm |
| B301B | 760X520X880mm |



| MODEL NO | SPECIFICATION |
|----------|---------------|
| B201C | 640X456X830mm |
| B301C | 760X520X830mm |



| MODEL NO | SPECIFICATION |
|----------|---------------|
| B201D | 640X456X880mm |
| B301D | 760X520X880mm |



| MODEL NO | SPECIFICATION |
|----------|---------------|
| B201G | 640X456X900mm |
| B301G | 760X520X900mm |



| MODEL NO | SPECIFICATION |
|----------|---------------|
| B201H | 640X456X950mm |
| B301H | 760X520X950mm |



| MODEL NO | SPECIFICATION |
|----------|---------------|
| B201J | 640X456X950mm |
| B301J | 760X520X950mm |



| MODEL NO | SPECIFICATION |
|----------|---------------|
| B201K | 640X456X900mm |
| B301K | 760X520X900mm |



DZ-101B



DZ-101K

床头柜

床头柜

Bedside Cabinet



| MODEL NO | SPECIFICATION |
|----------|---------------|
| BS001 | 525*585*760mm |

- 大型模具注塑工艺成型;
 - 整体柜身;
 - 我们床头柜的结构有: 全塑, 铝塑, 钢塑等;
 - 床头柜除了010型外, 其他型号的床头柜均采用金属三折轨道, 轨道是隐藏式的。
 - 加硬型餐板和台面;
 - 门带伸缩性锁舌进行限位
 - 台面可选配不锈钢贴面
- Using big size mould by Injection molding technique.
 - Integral cabinet body;
 - The material and structure of bedside cabinet: full plastic, aluminum plastic, plastic steel and so on;
 - The drawer track for all the models is metal track except the model of 010 which can be concealed
 - Strengthen dining board and top board;
 - SUS plate can be optional.



| MODEL NO | SPECIFICATION |
|----------|---------------|
| BS002 | 500*500*760mm |



| MODEL NO | SPECIFICATION |
|----------|---------------|
| BS003-11 | 500*500*700mm |



| MODEL NO | SPECIFICATION |
|----------|---------------|
| BS003-12 | 500*500*700mm |



| MODEL NO | SPECIFICATION |
|----------|---------------|
| BS003-13 | 500*500*700mm |



| MODEL NO | SPECIFICATION |
|----------|---------------|
| BS003-15 | 500*500*700mm |



| MODEL NO | SPECIFICATION |
|----------|---------------|
| BS003-21 | 500*500*740mm |



| MODEL NO | SPECIFICATION |
|----------|---------------|
| BS003-22 | 500*500*740mm |



| MODEL NO | SPECIFICATION |
|----------|---------------|
| BS003-23 | 500*500*740mm |



| MODEL NO | SPECIFICATION |
|----------|---------------|
| BS003-25 | 500*500*740mm |

床头柜

Bedside Cabinet



| MODEL NO | SPECIFICATION |
|----------|---------------|
| BS005-11 | 480*480*760mm |



| MODEL NO | SPECIFICATION |
|----------|---------------|
| BS005-12 | 480*480*760mm |



| MODEL NO | SPECIFICATION |
|----------|---------------|
| BS005-21 | 480*480*820mm |



| MODEL NO | SPECIFICATION |
|----------|---------------|
| BS005-22 | 480*480*820mm |



| MODEL NO | SPECIFICATION |
|----------|---------------|
| BS005-23 | 480*480*820mm |



| MODEL NO | SPECIFICATION |
|----------|---------------|
| BS005-25 | 480*480*820mm |



| MODEL NO | SPECIFICATION |
|----------|---------------|
| BS006-11 | 540*460*700mm |



| MODEL NO | SPECIFICATION |
|----------|---------------|
| BS006-12 | 540*460*700mm |



| MODEL NO | SPECIFICATION |
|----------|---------------|
| BS006-21 | 540*460*700mm |



| MODEL NO | SPECIFICATION |
|----------|---------------|
| BS006-22 | 540*460*700mm |



| MODEL NO | SPECIFICATION |
|----------|---------------|
| BS007-11 | 480*480*820mm |



| MODEL NO | SPECIFICATION |
|----------|---------------|
| BS007-12 | 480*480*820mm |



| MODEL NO | SPECIFICATION |
|----------|---------------|
| BS007-13 | 480*480*820mm |



| MODEL NO | SPECIFICATION |
|----------|---------------|
| BS007-15 | 480*480*820mm |



| MODEL NO | SPECIFICATION |
|----------|---------------|
| BS007-21 | 480*480*880mm |



| MODEL NO | SPECIFICATION |
|----------|---------------|
| BS007-22 | 480*480*880mm |

床头柜

Bedside Cabinet



| MODEL NO | SPECIFICATION |
|----------|---------------|
| BS007-23 | 480*480*880mm |



| MODEL NO | SPECIFICATION |
|----------|---------------|
| BS007-25 | 480*480*880mm |



| MODEL NO | SPECIFICATION |
|----------|---------------|
| BS008-1 | 480*480*760mm |



| MODEL NO | SPECIFICATION |
|----------|---------------|
| BS008-2 | 480*480*820mm |



| MODEL NO | SPECIFICATION |
|----------|---------------|
| BS010-11 | 480*480*760mm |



| MODEL NO | SPECIFICATION |
|----------|---------------|
| BS010-12 | 480*480*760mm |



| MODEL NO | SPECIFICATION |
|----------|---------------|
| BS010-13 | 480*480*760mm |

床边餐桌

Overbed Table



| 产品名称 | 产品型号 | 产品规格(L×D×H)mm |
|------|---------|--------------------|
| 床边餐桌 | OBT-A01 | 640*410*(800~1500) |



| 产品名称 | 产品型号 | 产品规格(L×D×H)mm |
|------|---------|--------------------|
| 床边餐桌 | OBT-B01 | 850*420*(800~1500) |



| 产品名称 | 产品型号 | 产品规格(L×D×H)mm |
|------|--------|--------------------|
| 床边餐桌 | BDT003 | 850*420*(800~1500) |

医疗柜系列

Medical Cabinet Series



| MODEL NO | SPECIFICATION |
|-------------|---------------|
| BMC-85056J1 | 850*700*600mm |



| MODEL NO | SPECIFICATION |
|-------------|---------------|
| BMC-85056J2 | 850*700*600mm |



| MODEL NO | SPECIFICATION |
|-------------|---------------|
| BMC-85056J3 | 850*700*600mm |



| MODEL NO | SPECIFICATION |
|-------------|---------------|
| BMC-85056J4 | 850*350*600mm |



| MODEL NO | SPECIFICATION |
|------------|---------------|
| BMC-49056J | 490*490*750mm |



| MODEL NO | SPECIFICATION |
|------------|---------------|
| BMC-80056J | 800*600*800mm |