

## BDT001A/BDT001B/BDT001C/BDT001D Over Bed Table, steel column



A



B



C



D



E



F

### Features:

1. Tabletop: A type made of plastic PP blow molding,  
B type: Hospital movable over bed table with MDF surface  
C type: plastic PP blow molding with bottle holder on tabletop  
D type: plastic PP blow molding with bottle holder on tabletop, with drawer
2. Lifting Column: steel with plastic coating
3. Base made of steel with plastic coating
4. Four castors, two with brakes, easy to move, durable

### Specifications:

Item code	Overall size	G.W/N.W(kg)	Qty/package	Package size
<b>BDT001A</b>	900*450*750-1020mm	15/13.5	1	900*560*170mm
<b>BDT001B</b>	900*450*750-1020mm	17.5/16.5	1	900*560*170mm
<b>BDT001C</b>	900*450*750-1020mm	16/14.5	1	900*560*170mm
<b>BDT001D</b>	900*450*750-1020mm	16.5/15	1	900*560*170mm
<b>BDT001E</b>	775*385*775-1055mm	16.5/15	1	900*560*170mm
<b>BDT001F</b>	900*450*750-1020mm	20/18	1	900*560*200mm

## BDT001G OVER BED TABLE



1. ABS material table board, no toxic effect on body & be clean, general color: **white or blue**
2. Two sections ABS tabletop, adjustable angle for reading books etc.
3. Steel column
4. The height can adjustable: 74cm-102cm
5. With 4pcs castor for move easy, two with brakes
6. Press knock switch, adjust height by your demanded.

easy to

Dimensions:

Length: 900\*450\*750-1020mm

## BDT002A/BDT002B Over Bed Table, aluminum alloy lifting column



**BDT002A**

**BDT002B**

### Features:

1. Tabletop: A type made of plastic PP blow molding, B type: Hospital movable over bed table with MDF surface, aluminum packed edge.
2. Lifting column: aluminum profile with electrostatic spraying
3. Base made of steel with plastic coating
4. Four castors, two with brakes, easy to move, durable

### Specifications:

Item code	Overall size	G.W/N.W(kg)	Qty/package	Package size
<b>BDT002A</b>	890*440*830~1040MM	22.7/21.7	1	800*460*125mm
<b>BDT002B</b>	780*386*830~1040MM	22.7/21.7	1	800*460*125mm

WANROOEMED reserves the right to change specifications without notice.



# WANROOEMED

## BDT003A/BDT003B Stainless Steel Over Bed Table



### Specifications:

Item code	Overall size	G.W/N.W(kg)	Qty/package	Package size
<b>BDT003A</b>	800*400*780-1020mm	22.7/21.7	1	920x475x120mm
<b>BDT003B</b>	900*450*700-1000mm	13/12	1	800x460x120mm

## BHC001 Attendant Chair

Frame is made steel tube with plastic coating. Mattress is made of PVC artificial leather. The Attendant chair can be open as a simple hospital bed, it can be folded into chair.

Size: 620x720x940

Open size: 620x1920

Package(1pc/carton): 1180\*610\*210mm



**BHC001**

*WANROOEMED reserves the right to change specifications without notice.*



**BHC001**

Size: 630x620x900mm

Open: 630x1970mm

### **BHC003 Transfusion Chair**

The transfusion chair is made of steel tube with plastic coating.

Back rest adjustable: 0-65°

Mattress is made of PVC artificial leather,

With IV pole and foot rest.

Size: 680x800x1100 Open size: 680x1300 Folded size:18\*52\*90cm

Package(1pc/carton): 93\*56\*21cm N.W.: 11KG, G.W.:12kg



## BHC004 Stainless Steel Step Stool



Single Foot Stool, made of stainless steel

skidproof rubber stool top.

With 4 rubber foot.

Size: 400\*450\*200mm

## BHC0051 Step Stool



- Strong, durable, all welded steel
- Legs constructed of heavy tube
- Slip resistant corrugated PU foam top surface

*WANROOEMED reserves the right to change specifications without notice.*



- Rubber floor tips

Tip resistant design, rugged and easy to maintain

Size: 495\*295\*230mm

## BHC0052 Double Steps Stool



### PU foam stool top

Iron tube with powder coating

4 feet with rubber jacket

Each layer: **495\*195mm**

## BHC006 Step Stool

Double step Foot Stool.made of stainless steel, Skidproof rubber stool top.With 4 rubber footstraps.

Overall size: 400\*400\*430mm

High part size :400\*200\*430mm

Low part size:400\*200\*230mm





## BHC007A/B/C Step Stool



BHC007A aluminum alloy stool

BHC007B ABS stool



This step stool is easy to combine and knock down, one more layer height 65mm, it also can be combined from left and right and front and behind to extend the work square. Polyurethane mat, no damage for OR room ground, combination stack, no taking big room. Surface skidproof rubber mat and other parts, all insulated material, safe. Type A is aluminum alloy stool and Type B is ABS stool.

Type A: Size: 400\*300\*80mm, loading: 400kg, net weight: 3kg

Type B: Size: 400\*300\*80mm, loading: 300kg, net weight: 2.5kg



**BHC007C ABS Step Stool**



Size: 450\*355\*130mm, loading: 300kg, net weight: 3.5kg

## BHC008A Doctor Stool



6cm thickness EVA foam mattress, chromium-coated steel structure.

The height can be adjusted by pneumatic spring

Size:33x45-60cm

Weight:5kg

Packing:

Quantity:2pcs/CTN

Size:41x41x26cm

G.W:11kg

## BHC008B Doctor Stool



9cm thickness sponge mattress, chromium-coated steel structure.

The height can be adjusted by rotation

Size:36x45-70cm

Weight:5kg

### Packing

Quantity:1pc/CTN

Size:38x38x45cm

G.W:6kg

## BHC008B Doctor Stool with backrest

Size: Dia45\*54-75cm



*we right to change specifications without notice.*



Height adjustment via a gas spring operated by a hand lever housed under the seat within easy reach of the operator

chromium-coated steel structure  
with 5 castors

## BIV01 Adjustable IV stand(4hooks)

		
<p><b>4 legs metal base</b></p>	<p><b>5 legs plastic base</b></p>	<p><b>5 legs aluminum alloy base</b></p>

Pole:stainless steel 202#

Base:Powder-coated steel

Height adjustable, 4 hooks

Tube diameter: lower tube: 25mm, upper tube: 16 diameter

## BIV02 INFUSION PUMP RACK

1. Height adjustable easily

*WANROOEMED reserves the right to change specifications without notice.*



# WANROOEMED

2. Stainless steel tube, with 4 IV hooks
3. original armrest help the patient adjust height according to the patient at any time and angle design principle of ergonomic comfort grip and lightweight operation.
4. Fast locking knob using Japanese technology, quick-locking and release, use one hand operation;
5. The base of the bracket with the universal self-Zohar pulley, flexible movement and braking.
6. With a plastic tray, applicable to all types of infusion pump equipment
7. Different kinds of bases optional

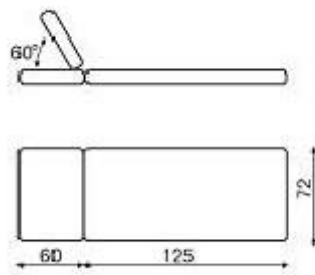


WANROOEMED reserves the right to change specifications without notice.

## BEC01 EXAMINATION COUCH(backrest adjustable)

<b>NAME</b>	EXAMINATION COUCH(backrest adjustable)	
<b>MODEL</b>	BEC01	
<b>Size:</b>	1820*620*710mm	
<b>Material:</b>	Stainless steel frame.Leatheroid for the coach surface.It is waterproof and easy to clean. Leather color: black general, other color, optional	
<b>Function:</b>	1. Backrest controlled by rack: 0-60° 2. Bear of Loading:135KGS	
<b>NOTE</b>	Size can be made according to your requirement	
<b>Package</b>	1set/ carton, 1850*640*180mm.G.W.:27KGS	

## BEC02 EXAMINATION COUCH(backrest adjustable)




<b>NAME</b>	EXAMINATION COUCH(backrest adjustable)
<b>MODEL</b>	BEC02
<b>Size:</b>	1850*620*720mm
<b>Material:</b>	Stainless steel frame.Leatheroid for the coach surface.It is waterproof and easy to clean. Leather color: black general, other color, optional




# WANROOEMED

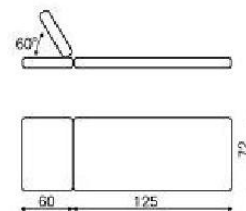
<b>Function:</b>	1. Backrest controlled by rack: 0-60° 2. Bear of Loading:135KGS
<b>NOTE</b>	Size can be made according to your requirement
<b>Package</b>	1set/ carton, 1890*680*160mm,26kgG.W.:31KGS

### BEC03 EXAMINATION COUCH(backrest adjustable)


<b>NAME</b>	EXAMINATION COUCH(backrest adjustable)	
<b>MODEL</b>	BEC03	
<b>Size:</b>	1800*600*700mm	
<b>Material:</b>	Powder coated steel frame Leatheroid for the coach surface.It is waterproof and easy to clean. Leather color:blue general, other color, optional	
<b>Function:</b>	1. Backrest controlled by rack: 0-70° 2. Bear of Loading:135KGS	
<b>NOTE</b>	Size can be made according to your requirement	
<b>Package</b>	1set/ carton, 1850W*640D*180H.G.W.:27KGS	

### BEC04 EXAMINATION COUCH(backrest adjustable)

<b>NAME</b>	EXAMINATION COUCH(backrest adjustable)	
<b>MODEL</b>	BEC04	
<b>Size:</b>	1850*620*750mm	
<b>Material:</b>	40*40*1.5mm Powder-coated square tube. 6cm PVC sponge mattress Leather color:blue general, other color, optional	
<b>Function:</b>	1. Backrest controlled by rack: 0-60° 2. Bear of Loading:160KGS	
<b>NOTE</b>	Size can be made according to your requirement	
<b>Package</b>	1set/ carton, 189*68*16cm, N.W.: 21kg,G.W.: 23kg	



## BEC05 EXAMINATION COUCH(backrest adjustable by crank)

<b>NAME</b>	One Crank EXAMINATION COUCH(backrest adjustable)	
<b>MODEL</b>	BEC05	
<b>Size:</b>	1900*600*660mm	
<b>Material:</b>	Powder coated steel frame.Leatheroid for the coach surface.It is waterproof and easy to clean. Leather color:blue general, other color, optional	
<b>Function:</b>	1. Backrest controlled by crank: 0-60°Bear of Loading:135KGS	
<b>NOTE</b>	Size can be made according to your requirement	
<b>Package</b>	1set/ carton, 189*68*20cm, N.W.: 27kg,G.W.: 30kg	

## BEC06A FLAT EXAMINATION COUCH

<b>NAME</b>	FLAT EXAMINATION COUCH	
<b>MODEL</b>	BEC06A	
<b>Size:</b>	1800*600*700mm	
<b>Material:</b>	Stainless steel frame.Leatheroid for the coach surface.It is waterproof and easy to clean. Leather color:blue general, other color, optional	
<b>Function:</b>	1. . Bear of Loading:135KGS	
<b>NOTE</b>	Size can be made according to your requirement	
<b>Package</b>	1set/ carton, 189*68*20cm, N.W.:	





# WANROOEMED

	20kg,G.W.: 22kg	
--	-----------------	--

### BEC06B EXAMINATION COUCH with Pillow

<b>NAME</b>	<b>FLAT EXAMINATION COUCH</b>
<b>MODEL</b>	<b>BEC06B</b>
<b>Size:</b>	1800*600*700mm
<b>Material:</b>	Stainless steel frame.Leatheroid for the coach surface.It is waterproof and easy to clean. With pillow Leather color:blue general, other color, optional
<b>Function:</b>	Bear of Loading:135KGS
<b>NOTE</b>	Size can be made according to your requirement
<b>Package</b>	1set/ carton, 189*68*20cm, N.W.: 20kg,G.W.: 22kg



### BEC07 EXAMINATION COUCH with hole

<b>NAME</b>	<b>EXAMINATION COUCH</b>
<b>MODEL</b>	<b>BEC07</b>
<b>Size:</b>	1820*620*710mm
<b>Material:</b>	Made of 20*20*1.5mm stainelss steel square tube 5cm sponge surface with antibacterial PVC wrapped-white or black 3 sections.
<b>Function:</b>	Bear of Loading:140KGS
<b>NOTE</b>	Size can be made according to your requirement
<b>Package</b>	1set/ carton, 91*62*14cm, N.W.: 16kg,G.W.: 20kg



WANROOEMED reserves the right to change specifications without notice.



# WANROOEMED



## BEC10 Hydraulic Examination Table

<b>NAME</b>	<b>Hydraulic Examination Table</b>
<b>MODEL</b>	<b>BEC10</b>
<b>Size:</b>	1850*520*460-765mm
<b>Material:</b>	Powered coated steel frame. Leatheroid for the coach surface. It is waterproof and easy to clean. Leather color: blue general, other color, optional
<b>Function:</b>	1. height adjustable: 460-765mm by hydraulic foot pedal 2. Bear of Loading: 135KGS
<b>NOTE</b>	Size can be made according to your requirement
<b>Package</b>	1set/ carton, 1900*600*530mm, N.W.: 45kg, G.W.: 50kg



## BEC11 Electric Examination Table

<b>NAME</b>	<b>Electric Examination Table</b>
<b>MODEL</b>	<b>BEC11</b>
<b>Size:</b>	1920*740*380-720mm
<b>Material:</b>	Powered coated steel frame. Leatheroid for the coach surface. It is waterproof and easy to clean. Leather color: green general, other color, optional 125cm diameter castor, 2 with




# WANROOEMED

	brakes	
<b>Function:</b>	<ol style="list-style-type: none"> <li>height adjustable: 380-720mm, electric by foot pedal</li> <li>Bear of Loading: 135KGS</li> </ol>	
<b>NOTE</b>	Size can be made according to your requirement	
<b>Package</b>	1set/ carton, 1900*600*530mm, N.W.: 45kg, G.W.: 50kg	

## BEC12 Electric Examination Table with pillow

<b>NAME</b>	<b>Electric Examination Table with pillow</b>	
<b>MODEL</b>	<b>BEC12</b>	
<b>Size:</b>	1900*600*500-800mm	
<b>Material:</b>	<p>Powered coated steel frame. Leatheroid for the coach surface. It is waterproof and easy to clean. With pillow</p> <p>Leather color: blue general, other color, optional</p> <p>125cm diameter castor, 2 with brakes</p>	
<b>Function:</b>	<ol style="list-style-type: none"> <li>height adjustable: 500-800mm by hand controller</li> <li>Bear of Loading: 135KGS</li> </ol>	
<b>NOTE</b>	Size can be made according to your requirement	
<b>Package</b>	1set/ carton, 1900*600*530mm, N.W.: 45kg, G.W.: 50kg	

## BEC13 Electric Examination Couch

<b>Size:</b>	<b>1900* 550*400-800mm</b>	
<b>Material:</b>	steel frame with plastic coating, high-density sponge packed by artificial leather	
<b>Function:</b>	<ol style="list-style-type: none"> <li>Backrest controlled by gas spring: 0-75° ; with hole in the center.</li> <li>Electric height adjustment: 400 -800mm ;</li> </ol>	

WANROOEMED reserves the right to change specifications v





# WANROOEMED

	<p>3. Foot controller or hand controller</p> <p>4. Leather color: blue or black.</p>	
<b>NOTE</b>	Size can be made according to your requirement	

## BEC14 Electric Examination Couch

<b>Size:</b>	1900* 550*600-800mm	
<b>Material:</b>	steel frame with plastic coating, high-density sponge packed by artificial leather	
<b>Function:</b>	<p>1. Backrest controlled by gas spring: 0-75° ; with hole in ths center.</p> <p>2. Footrest controlled by gas spring: 0-45°</p> <p>3. Electric height adjustment: 600 -800mm ;</p> <p>4. Foot controller or hand controller</p> <p>5. Leather color: blue or black.</p> <p>6. with control lock castor, easy to move and lock.</p>	
<b>NOTE</b>	Size can be made according to your requirement	

## Hospital Foldable Screen(2/3/4/5/6 sections)

<b>Two sections</b>	<b>Three sections</b>	<b>Four section</b>

WANROOEMED reserves the right to change specifications without notice.



# WANROOEMED

---

## Feature:

1. Stainless steel frame, anti-rust and wear-resistant
2. Washable blue fabric cloth, general
3. with castors, moving freely and easily
4. The hospital screen can be dissembled to save space.
5. Size of each fold: 1800(H)\*500(W) mm
6. 2/3/4/5/6 section of hospital screen optional
7. Size can be customized to your requirement.